# JCB ENERGY ELECTRIC POWER INDUSTRY

MADRID / SPAIN

CE -VERTA-106188
-VERTA-106189

www.jcbenergy.com

# GROUPE ÉLECTROGÈNE DIESEL -- SÉRIE JCD

| GROUPE | | JCD 23 | JCD 33 | JCD 44 | JCD 55 |
|---|---|---|---|---|---|
| Puissance de Secours | kVA ( kWe ) A | 23,0 [18,4] 33,2 | 33,0 [26,4] 47,7 | 44,0 [35,2] 63,6 | 55,0 [44,0] 79,5 |
| Puissance Principale | kVA ( kWe) A | 21,0 [16,8] 30,3 | 30,0 [24,0] 43,4 | 40,0 [32,0] 57,8 | 50,0 [40,0] 72,3 |
| Puissance Continue | kVA ( kWe) A | 17,6 [14,1] 25,4 | 26,4 [21,1] 38,2 | 38,5 [30,8] 55,6 | 41,6 [33,3] 60,2 |
| Facteur de Puissance | CosQ | 0,8 | 0,8 | 0,8 | 0,8 |
| Fréquence | Hz | 50 | 50 | 50 | 50 |
| **Moteur** | | | | | |
| Marque | | DEUTZ | DEUTZ | DEUTZ | DEUTZ |
| Modèle | | BF3M G1 | BF3M G2 | BFM3T | BFM3C |
| Vitesse | (RPM) | 1500 | 1500 | 1500 | 1500 |
| Puissance Moteur Primaire Brut | (kW) | 22,0 | 32,0 | 44,0 | 50,0 |
| Puissance Moteur de Secours Net | (kW) | 20,0 | 29,0 | 40,0 | 45,0 |
| Nombre de Cylindres | | 4 | 4 | 4 | 4 |
| Configuration | | Vertical İn Line | Vertical İn Line | Vertical İn Line | Vertical İn Line |
| Rotation (Observée sur le Volant) | | CCW | CCW | CCW | CCW |
| Aspiration | | Naturally | Naturally | Turbo | CAC |
| Type de Régulation | | Electronic | Electronic | Electronic | Electronic |
| Cylindrée | [L] | 3,168 | 3,168 | 3,168 | 3,168 |
| Alésage et Course | [mm] | 98 x 105 | 98 x 105 | 98 x 105 | 98 x 105 |
| Taux de Compression | | 18.5:1 | 18.5:1 | 18.5:1 | 18.5:1 |
| Système Électrique | [V] | 12 | 12 | 12 | 12 |
| Consommation de Carburant en Charge Primaire - Chargé à 25% | [L/h] | 1,6 | 2,3 | 3,0 | 3,2 |
| Consommation de Carburant en Charge Primaire - Chargé à 50% | [L/h] | 2,8 | 3,9 | 5,5 | 6,0 |
| Consommation de Carburant en Charge Primaire - Chargé à 75% | [L/h] | 4,0 | 5,8 | 8,0 | 8,7 |
| Consommation de Carburant en Charge Primaire - Chargé à 100% | [L/h] | 5,4 | 7,7 | 10,3 | 11,2 |
| Capacité du Réservoir de Carburant, sans Capot (Avec Capot) | [lt] | 58 [40] | 58 [40] | 55 [100] | 134 [100] |
| **ALTERNATEUR** | | | | | |
| Modèle | | JCB 160LX | JCB 180M2 | JCB 180LA | JCB 180LXA |
| Puissance de Sortie | 400 V-kVA | 21,0 | 31,0 | 40,0 | 50,0 |
| Sur-vitesse | 2U+1000V | 2250 | 2250 | 2250 | 2250 |
| Classe d'Isolation | | H | H | H | H |
| Indice de Protection contre les Infiltrations | | IP-23 | IP-23 | IP-23 | IP-23 |
| Tension | | 231 / 400 V | 231 / 400 V | 231 / 400 V | 231 / 400 V |
| Régulation de Tension | | ±1 | ±1 | ±1 | ±1 |
| **DIMENSIONS** | | | | | |
| Largeur, Ouvert [Capot] | [mm] | 597 [942] | 619 [942] | 622 [1002] | 700 [1002] |
| Longueur, Ouvert [Capot] | [mm] | 1400 [1916] | 1400 [1916] | 1600 [2269] | 1700 [2269] |
| Hauteur, Ouvert [Capot] | [mm] | 1309 [1444] | 1329 [1444] | 1329 [1597] | 1562[1597] |
| Poids, Ouvert [Capot] | [kg] | 553 [690] | 585 [740] | 685 [850] | 857 [990] |

CE -VERTA-106188
-VERTA-106189

JCB Energy se réserve le droit de modifier les catalogues, les produits, les modèles et les spécifications techniques.

| GROUPE | | JCD 66 | JCD 85 | JCD 100 | JCD 110 |
|---|---|---|---|---|---|
| Puissance de Secours | kVA ( kWe ) A | 66,0 [52,8] 95,4 | 85,0 [68,0] 122,8 | 100,0 [80,0] 144,5 | 110,0 [88,0] 159,0 |
| Puissance Principale | kVA ( kWe) A | 60,0 [48,0] 86,7 | 77,0 [61,6] 111,3 | 91,0 [72,8] 131,5 | 100,0 [80,0] 144,5 |
| Puissance Continue | kVA ( kWe) A | 55,1 [44,1] 79,7 | 67,3 [53,8] 97,1 | 83,2 [66,5] 120,2 | 97,9 [78,4] 141,5 |
| Facteur de Puissance | CosQ | 0,8 | 0,8 | 0,8 | 0,8 |
| Fréquence | Hz | 50 | 50 | 50 | 50 |
| **Moteur** | | | | | |
| Marque | | DEUTZ | DEUTZ | DEUTZ | DEUTZ |
| Modèle | | BF4M2012 | BF4M2012CG1 | BF4M2012CG2 | BF4M1013ECG1 |
| Vitesse | (RPM) | 1500 | 1500 | 1500 | 1500 |
| Puissance Moteur Primaire Brut | (kW) | 60,0 | 74,9 | 93,0 | 102,0 |
| Puissance Moteur de Secours Net | (kW) | 54,0 | 71,0 | 85,0 | 97,0 |
| Nombre de Cylindres | | 4 | 4 | 4 | 4 |
| Configuration | | Vertical İn Line | Vertical İn Line | Vertical İn Line | Vertical İn Line |
| Rotation (Observée sur le Volant) | | CCW | CCW | CCW | CCW |
| Aspiration | | Turbo | Turbo, CAC | Turbo, Intercooler | Turbo, CAC |
| Type de Régulation | | Electronic | Electronic | Electronic | Heinzmann / Electronic |
| Cylindrée | [L] | 4,04 | 4,04 | 4,04 | 4,76 |
| Alésage et Course | [mm] | 101 x 126 | 101 x 126 | 101 x 126 | 108 x 130 |
| Taux de Compression | | 19:1 | 19:1 | 18,1:1 | 19:1 |
| Système Électrique | [V] | 12 | 12 | 12 | 12 |
| Consommation de Carburant en Charge Primaire - Chargé à 25% | [L/h] | 4,0 | 5,0 | 5,90 | 6,70 |
| Consommation de Carburant en Charge Primaire - Chargé à 50% | [L/h] | 7,0 | 8,90 | 10,80 | 12,20 |
| Consommation de Carburant en Charge Primaire - Chargé à 75% | [L/h] | 10,20 | 13,30 | 15,90 | 18,00 |
| Consommation de Carburant en Charge Primaire - Chargé à 100% | [L/h] | 13,70 | 18,10 | 21,30 | 24,20 |
| Capacité du Réservoir de Carburant, sans Capot (Avec Capot) | [lt] | 161 [205] | 161 [205] | 161 [205] | 161 [205] |
| **ALTERNATEUR** | | | | | |
| Modèle | | JCB 225S2 | JCB 225M1 | JCB 225M2 | JCB 225LX |
| Puissance de Sortie | 400 V-kVA | 65,0 | 77,0 | 91,0 | 109,0 |
| Sur-vitesse | 2U+1000V | 2250 | 2250 | 2250 | 2250 |
| Classe d'Isolation | | H | H | H | H |
| Indice de Protection contre les Infiltrations | | IP-23 | IP-23 | IP-23 | IP-23 |
| Tension | | 231 / 400 V | 231 / 400 V | 231 / 400 V | 231 / 400 V |
| Régulation de Tension | | ±1 | ±1 | ±1 | ±1 |
| **DIMENSIONS** | | | | | |
| Largeur, Ouvert [Capot] | [mm] | 700 [1042] | 700 [1042] | 700 [1042] | 700 [1042] |
| Longueur, Ouvert [Capot] | [mm] | 1900 [2615] | 1900 [2615] | 1900 [2615] | 1900 [2615] |
| Hauteur, Ouvert [Capot] | [mm] | 1562 [1766] | 1562 [1766] | 1562 [1766] | 1562 [1766] |
| Poids, Ouvert [Capot] | [kg] | 1024 [1200] | 1024 [1200] | 1024 [1200] | 1067 [1240] |

CE -VERTA-106188
-VERTA-106189

JCB Energy se réserve le droit de modifier les catalogues, les produits, les modèles et les spécifications techniques.

# GROUPE ÉLECTROGÈNE DIESEL -- SÉRIE JCD

| GROUPE | | JCD 130 | JCD 145 | JCD 175 | JCD 200 |
|---|---|---|---|---|---|
| Puissance de Secours | kVA ( kWe ) A | 130,0 [104,0] 187,9 | 145,0 [116,0] 209,5 | 175,0 [140,0] 252,9 | 200,0 [160,0] 289,0 |
| Puissance Principale | kVA ( kWe) A | 118,0 [94,4] 170,5 | 132,0 [105,6] 190,8 | 159,0 [127,2] 229,8 | 182,0 [145,6] 263,0 |
| Puissance Continue | kVA ( kWe) A | 103,6 [82,9] 149,7 | 116,2 [92,9] 167,8 | 151,6 [121,3] 219,0 | 164,2 [131,4] 237,3 |
| Facteur de Puissance | CosQ | 0,8 | 0,8 | 0,8 | 0,8 |
| Fréquence | Hz | 50 | 50 | 50 | 50 |
| **Moteur** | | | | | |
| Marque | | DEUTZ | DEUTZ | DEUTZ | DEUTZ |
| Modèle | | BF4M1013ECG2 | BF4M1013FC | BF6M1013EC-G1 | BF6M1013EC-G2 |
| Vitesse | (RPM) | 1500 | 1500 | 1500 | 1500 |
| Puissance Moteur Primaire Brut | (kW) | 116,0 | 129,0 | 153,0 | 175,0 |
| Puissance Moteur de Secours Net | (kW) | 105,0 | 117,0 | 146,0 | 160,0 |
| Nombre de Cylindres | | 4 | 4 | 6 | 6 |
| Configuration | | Vertical In Line | Vertical In Line | Vertical In Line | Vertical In Line |
| Rotation (Observée sur le Volant) | | CCW | CCW | CCW | CCW |
| Aspiration | | Turbo, CAC | Turbo, CAC | Turbo, CAC | Turbo, CAC |
| Type de Régulation | | Electronic | Electronic | Electronic | Electronic |
| Cylindrée | [L] | 4,76 | 4,76 | 7,15 | 7,15 |
| Alésage et Course | [mm] | 108 x 130 | 108 x 130 | 108 x 130 | 108 x 130 |
| Taux de Compression | | 19:1 | 18,1:1 | 19:1 | 19:1 |
| Système Électrique | [V] | 12 | 12 | 24 | 24 |
| Consommation de Carburant en Charge Primaire - Chargé à 25% | [L/h] | 7,10 | 7,60 | 10,0 | 10,90 |
| Consommation de Carburant en Charge Primaire - Chargé à 50% | [L/h] | 12,90 | 14,00 | 18,30 | 19,90 |
| Consommation de Carburant en Charge Primaire - Chargé à 75% | [L/h] | 19,30 | 20,90 | 26,90 | 29,50 |
| Consommation de Carburant en Charge Primaire - Chargé à 100% | [L/h] | 26,10 | 28,90 | 35,9 | 39,2 |
| Capacité du Réservoir de Carburant, sans Capot (Avec Capot) | [lt] | 190 [376] | 190 [376] | 256 [376] | 256 [376] |
| **ALTERNATEUR** | | | | | |
| Modèle | | JCB 270S | JCB 270S1 | JCB 270S2 | JCB 270M |
| Puissance de Sortie | 400 V-kVA | 123,0 | 141,0 | 159,0 | 182,0 |
| Sur-vitesse | 2U+1000V | 2250 | 2250 | 2250 | 2250 |
| Classe d'Isolation | | H | H | H | H |
| Indice de Protection contre les Infiltrations | | IP-23 | IP-23 | IP-23 | IP-23 |
| Tension | | 231 / 400 V | 231 / 400 V | 231 / 400 V | 231 / 400 V |
| Régulation de Tension | | ±1 | ±1 | ±1 | ±1 |
| **DIMENSIONS** | | | | | |
| Largeur, Ouvert [Capot] | [mm] | 800 [1153] | 800 [1153] | 900 [1153] | 900 [1153] |
| Longueur, Ouvert [Capot] | [mm] | 2150 [2971] | 2150 [2971] | 2400 [2971] | 2400 [2971] |
| Hauteur, Ouvert [Capot] | [mm] | 1549 [2027] | 1549 [2027] | 1549 [2027] | 1549 [2027] |
| Poids, Ouvert [Capot] | [kg] | 1205 [1610] | 1217 [1620] | 1317 [1670] | 1328 [1690] |

CE -VERTA-106188
-VERTA-106189

JCB Energy se réserve le droit de modifier les catalogues, les produits, les modèles et les spécifications techniques.

| GROUPE | | JCD 210 | JCD 220 | JCD 275 | JCD 330 |
|---|---|---|---|---|---|
| Puissance de Secours | kVA ( kWe ) A | 210,0 [168,0] 303,5 | 220,0 [176,0] 317,9 | 275,0 [220,0] 397,4 | 330,0 [264,0] 476,9 |
| Puissance Principale | kVA ( kWe) A | 191,0 [152,8] 276,0 | 200,0 [160,0] 289,0 | 250,0 [200,0] 361,3 | 300,0 [240,0] 433,5 |
| Puissance Continue | kVA ( kWe) A | 165,4 [132,3] 239,0 | 182,6 [146,1] 263,9 | 224,7 [179,8] 324,7 | 266,2 [213,0] 384,7 |
| Facteur de Puissance | CosQ | 0,8 | 0,8 | 0,8 | 0,8 |
| Fréquence | Hz | 50 | 50 | 50 | 50 |
| **Moteur** | | | | | |
| Marque | | DEUTZ | DEUTZ | DEUTZ | DEUTZ |
| Modèle | | BF6M1013FCG2 | BF6M1013FC-G3 | TCD8.0 | TCD8.7 |
| Vitesse | (RPM) | 1500 | 1500 | 1500 | 1500 |
| Puissance Moteur Primaire Brut | (kW) | 183,0 | 201,0 | 250,0 | 290,0 |
| Puissance Moteur de Secours Net | (kW) | 166,0 | 183,0 | 225,0 | 265,0 |
| Nombre de Cylindres | | 6 | 6 | 6 | 6 |
| Configuration | | Vertical In Line | Vertical In Line | Vertical In Line | Vertical In Line |
| Rotation (Observée sur le Volant) | | CCW | CCW | CCW | CCW |
| Aspiration | | Turbo, CAC | Turbo, CAC | Turbo, CAC | Turbo, CAC |
| Type de Régulation | | Electronic | Electronic | Electronic | Electronic |
| Cylindrée | [L] | 7,15 | 7,15 | 7,8 | 8,70 |
| Alésage et Course | [mm] | 108 x 130 | 108 x 130 | 110 x 136 | 117x 135 |
| Taux de Compression | | 19:1 | 19:1 | 17:1 | 17,5:1 |
| Système Électrique | [V] | 24 | 24 | 24 | 24 |
| Consommation de Carburant en Charge Primaire - Chargé à 25% | [L/h] | 11,10 | 11,90 | 15,2 | 15,20 |
| Consommation de Carburant en Charge Primaire - Chargé à 50% | [L/h] | 20,30 | 22,60 | 28,1 | 26,0 |
| Consommation de Carburant en Charge Primaire - Chargé à 75% | [L/h] | 30,20 | 33,60 | 39,9 | 37,98 |
| Consommation de Carburant en Charge Primaire - Chargé à 100% | [L/h] | 40,60 | 45,60 | 51,6 | 51,57 |
| Capacité du Réservoir de Carburant, sans Capot (Avec Capot) | [lt] | 256 [376] | 256 [445] | 475 [673] | 475 [673] |
| **ALTERNATEUR** | | | | | |
| Modèle | | JCB 270M1 | JCB 270M1 | JCB 270LX | JCB 270LXA |
| Puissance de Sortie | 400 V-kVA | 214,0 | 214,0 | 255,0 | 318,0 |
| Sur-vitesse | 2U+1000V | 2250 | 2250 | 2250 | 2250 |
| Classe d'Isolation | | H | H | H | H |
| Indice de Protection contre les Infiltrations | | IP-23 | IP-23 | IP-23 | IP-23 |
| Tension | | 231 / 400 V | 231 / 400 V | 231 / 400 V | 231 / 400 V |
| Régulation de Tension | | ±1 | ±1 | ±1 | ±1 |
| **DIMENSIONS** | | | | | |
| Largeur, Ouvert [Capot] | [mm] | 900 [1153] | 900 [1140] | 1100 [1179] | 1100 [1179] |
| Longueur, Ouvert [Capot] | [mm] | 2400 [2971] | 2400 [3409] | 3095 [3921] | 3095 [3921] |
| Hauteur, Ouvert [Capot] | [mm] | 1549 [2027] | 1840 [1955] | 1782 [2498] | 1782 [2498] |
| Poids, Ouvert [Capot] | [kg] | 1450 [1810] | 1554 [1940] | 2159 [2600] | 2163 [2600] |

CE -VERTA-106188
-VERTA-106189

JCB Energy se réserve le droit de modifier les catalogues, les produits, les modèles et les spécifications techniques.

# GROUPE ÉLECTROGÈNE DIESEL -- SÉRIE JCD

| GROUPE | | JCD 375 | JCD 410 | JCD 450 | JCD 500 | JCD 550 |
|---|---|---|---|---|---|---|
| Puissance de Secours | kVA ( kWe ) A | 375,0 [300,0] 541,9 | 410,0 [328,0] 592,5 | 450,0 [360,0] 650,3 | 500,0 [400,0] 722,5 | 550,0 [440,0] 794,8 |
| Puissance Principale | kVA ( kWe) A | 341,0 [272,8] 492,8 | 373,0 [298,4] 539,0 | 455,0 [364,0] 657,5 | 455,0 [364,0] 657,5 | 500,0 [400,0] 722,5 |
| Puissance Continue | kVA ( kWe) A | 299,6 [239,7] 433,0 | 349,0 [279,2] 504,3 | 413,6 [330,9] 597,7 | 413,6 [330,9] 597,7 | 460,6 [368,5] 665,6 |
| Facteur de Puissance | CosQ | 0,8 | 0,8 | 0,8 | 0,8 | 0,8 |
| Fréquence | Hz | 50 | 50 | 50 | 50 | 50 |
| **Moteur** | | | | | | |
| Marque | | DEUTZ | DEUTZ | DEUTZ | DEUTZ | DEUTZ |
| Modèle | | TCD12.1G1 | TCD12.1G2 | TCD13.0G1 | TCD13.0G1 | TCD13.0G2 |
| Vitesse | (RPM) | 1500 | 1500 | 1500 | 1500 | 1500 |
| Puissance Moteur Primaire Brut | (kW) | 330,0 | 360,0 | 395,0 | 435,0 | 470,0 |
| Puissance Moteur de Secours Net | (kW) | 290,0 | 310,0 | 365,0 | 395,0 | 440,0 |
| Nombre de Cylindres | | 6 | 6 | 6 | 6 | 6 |
| Configuration | | Vertical In Line | Vertical In Line | Vertical In Line | Vertical In Line | Vertical In Line |
| Rotation (Observée sur le Volant) | | CCW | CCW | CCW | CCW | CCW |
| Aspiration | | Turbo, CAC | Turbo, CAC | Turbo, CAC | Turbo, CAC | Turbo, CAC |
| Type de Régulation | | Electronic | Electronic | Electronic | Electronic | Electronic |
| Cylindrée | [L] | 12,10 | 12,10 | 12,94 | 12,94 | 12,94 |
| Alésage et Course | [mm] | 131 x 150 | 131 x 150 | 131 x 160 | 131 x 160 | 131 x 160 |
| Taux de Compression | | 17:1 | 17:1 | 17:1 | 19:1 | 19:1 |
| Système Électrique | [V] | 24 | 24 | 24 | 24 | 24 |
| Consommation de Carburant en Charge Primaire - Chargé à 25% | [L/h] | 18,41 | 22,54 | 38,88 | 24,32 | 26,33 |
| Consommation de Carburant en Charge Primaire - Chargé à 50% | [L/h] | 33,55 | 40,26 | 59,25 | 43,60 | 48,61 |
| Consommation de Carburant en Charge Primaire - Chargé à 75% | [L/h] | 48,79 | 57,97 | 79,00 | 66,56 | 71,87 |
| Consommation de Carburant en Charge Primaire - Chargé à 100% | [L/h] | 64,64 | 76,79 | 85,95 | 88,77 | 100,06 |
| Fuel Tank Capacity, w/o Canopy (Canopy) | [lt] | 475 [673] | 475 [673] | 400 [673] | 673 [400] | 673 [400] |
| **ALTERNATEUR** | | | | | | |
| Modèle | | JCB 315S | JCB 315S | JCB 315M | JCB 315MXA | JCB 315L |
| Puissance de Sortie | 400 V-kVA | 373,0 | 373,0 | 409,0 | 468,0 | 514,0 |
| Sur-vitesse | 2U+1000V | 2250 | 2250 | 2250 | 2250 | 2250 |
| Classe d'Isolation | | H | H | H | H | H |
| Indice de Protection contre les Infiltrations | | IP-23 | IP-23 | IP-23 | IP-23 | IP-23 |
| Tension | | 231 / 400 V | 231 / 400 V | 231 / 400 V | 231 / 400 V | 231 / 400 V |
| Régulation de Tension | | ±1 | ±1 | ±1 | ±1 | ±1 |
| **DIMENSIONS** | | | | | | |
| Largeur, Ouvert [Capot] | [mm] | 1100 [1179] | 1100 [1179] | 1200 [1646] | 1200 [1646] | 1200 [1646] |
| Longueur, Ouvert [Capot] | [mm] | 3254 [3921] | 3254 [3921] | 3374 [4632] | 3374 [4632] | 3374 [4632] |
| Hauteur, Ouvert [Capot] | [mm] | 1782 [2498] | 1782 [2498] | 1953 [2641] | 1953 [2641] | 1953 [2641] |
| Poids, Ouvert [Capot] | [kg] | 2353 [2790] | 2379 [2970] | 2878 [3740] | 2878 [3740] | 2878 [3790] |

CE -VERTA-106188
-VERTA-106189

JCB Energy se réserve le droit de modifier les catalogues, les produits, les modèles et les spécifications techniques.

| GROUP | | JCD 23M | JCD 33M | JCD 44M | JCD 55M |
|---|---|---|---|---|---|
| Puissance de Secours | kVA ( kWe ) A | 23,0 [18,4] 100,0 | 33,0 [26,4] 143,5 | 44,0 [35,2] 191,3 | 55,0 [44,0] 239,1 |
| Puissance Principale | kVA ( kWe) A | 21,0 [16,8] 91,3 | 30,0 [24,0] 130,4 | 40,0 [32,0] 173,9 | 50,0 [40,0] 217,4 |
| Puissance Continue | kVA ( kWe) A | 16,8 [13,4] 73,0 | 24,0 [19,2] 104,3 | 32,0 [25,6] 139,1 | 40,0 [32,0] 173,9 |
| Facteur de Puissance | CosQ | 0,8 | 0,8 | 0,8 | 0,8 |
| Fréquence | Hz | 50 | 50 | 50 | 50 |
| **MOTEUR** | | | | | |
| Marque | | DEUTZ | DEUTZ | DEUTZ | DEUTZ |
| Modèle | | BFM3 G1 | BFM3 G2 | BFM3T | BFM3C |
| Vitesse | (RPM) | 1500 | 1500 | 1500 | 1500 |
| Puissance Moteur Primaire Brut | (kW) | 22,0 | 32,0 | 44,0 | 50,0 |
| Puissance Moteur de Secours Net | (kW) | 20,0 | 29,0 | 40,0 | 45,0 |
| Nombre de Cylindres | | 4 | 4 | 4 | 4 |
| Configuration | | In-line | İn-line | İn-line | İn-line |
| Rotation (Observée sur le Volant) | | CCW | CCW | CCW | CCW |
| Aspiration | | Natural | Naturally | Turbo | CAC |
| Type de Régulation | | Electronic | Electronic | Electronic | Electronic |
| Cylindrée | [L] | 3,168 | 3,168 | 3,168 | 3,168 |
| Alésage et Course | [mm] | 98 x 105 | 98 x 105 | 98 x 105 | 98 x 105 |
| Taux de Compression | | 18.5:1 | 18,5:1 | 18,5:1 | 18,5:1 |
| Système Électrique | [V] | 12 | 12 | 12 | 12 |
| Consommation de Carburant en Charge Primaire - Chargé à 25% | [L/h] | 2,72 | 3,84 | 5,44 | 5,97 |
| Consommation de Carburant en Charge Primaire - Chargé à 50% | [L/h] | 3,98 | 5,77 | 7,88 | 8,63 |
| Consommation de Carburant en Charge Primaire - Chargé à 75% | [L/h] | 5,30 | 7,62 | 10,14 | 11,09 |
| Consommation de Carburant en Charge Primaire - Chargé à 100% | [L/h] | 5,83 | 8,41 | 11,15 | 12,33 |
| Fuel Tank Capacity, w/o Canopy (Canopy) | [lt] | 40 [58] | 58 [40] | 55 [100] | 134 [100] |
| **ALTERNATEUR** | | | | | |
| Modèle | | JCB 180M2 | JCB 180LX | JCB 225S2 | JCB 225M1 |
| Puissance de Sortie | 480 V-kVA | 31,0 | 46,0 | 65,0 | 77,0 |
| Sur-vitesse | rpm | 2250 | 2250 | 2250 | 2250 |
| Classe d'Isolation | | H | H | H | H |
| Indice de Protection contre les Infiltrations | | IP-23 | IP-23 | IP-23 | IP-23 |
| Tension | | 230 V | 230 V | 230 V | 230 V |
| Régulation de Tension | | ±1 | ±1 | ±1 | ±1 |
| **DIMENSIONS** | | | | | |
| Largeur, Ouvert [Capot] | [mm] | 597 [942] | 619 [942] | 622 [1002] | 700 [1002] |
| Longueur, Ouvert [Capot] | [mm] | 1400 [1916] | 1400 [1916] | 1600 [2269] | 1700 [2269] |
| Hauteur, Ouvert [Capot] | [mm] | 1309 [1444] | 1329 [1444] | 1329 [1597] | 1562[1597] |
| Poids, Ouvert [Capot] | [kg] | 553 [690] | 585 [740] | 685 [850] | 857 [990] |

CE -VERTA-106188
-VERTA-106189

JCB Energy se réserve le droit de modifier les catalogues, les produits, les modèles et les spécifications techniques.

# GROUPE ÉLECTROGÈNE DIESEL -- SÉRIE JCD

| GROUPE | | JCD 30 | JCD 40 | JCD 52 | JCD 66 |
|---|---|---|---|---|---|
| Puissance de Secours | kVA ( kWe ) A | 30,0 [24,0] 43,4 | 40,0 [32,0] 57,8 | 52,0 [41,6] 75,1 | 66,0 [52,8] 95,4 |
| Puissance Principale | kVA ( kWe) A | 27,3 [21,8] 39,4 | 36,4 [29,1] 52,5 | 47,3 [37,8] 68,3 | 60,0 [48,0] 86,7 |
| Puissance Continue | kVA ( kWe) A | 23,1 [18,5] 33,4 | 31,9 [25,5] 46,1 | 42,9 [34,3] 62,0 | 52,9 [42,3] 76,4 |
| Facteur de Puissance | CosQ | 0,8 | 0,8 | 0,8 | 0,8 |
| Fréquence | Hz | 60 | 60 | 60 | 60 |
| **Moteur** | | | | | |
| Marque | | DEUTZ | DEUTZ | DEUTZ | DEUTZ |
| Modèle | | BF3M G1 | BF3M G2 | BFM3T | BFM3C |
| Vitesse | (RPM) | 1800 | 1800 | 1800 | 1800 |
| Puissance Moteur Primaire Brut | (kW) | 28,0 | 38,0 | 50,0 | 60,0 |
| Puissance Moteur de Secours Net | (kW) | 25,0 | 34,0 | 45,0 | 55,0 |
| Nombre de Cylindres | | 4 | 4 | 4 | 4 |
| Configuration | | Vertical İn Line | Vertical İn Line | Vertical İn Line | Vertical İn Line |
| Rotation (Observée sur le Volant) | | CCW | CCW | CCW | CCW |
| Aspiration | | Naturally | Naturally | Turbo | CAC |
| Type de Régulation | | Electronic | Electronic | Electronic | Electronic |
| Cylindrée | [L] | 3,168 | 3,168 | 3,168 | 3,168 |
| Alésage et Course | [mm] | 98 x 105 | 98 x 105 | 98 x 105 | 98 x 105 |
| Taux de Compression | | 18.5:1 | 18.5:1 | 18.5:1 | 18.5:1 |
| Système Électrique | [V] | 12 | 12 | 12 | 12 |
| Consommation de Carburant en Charge Primaire - Chargé à 25% | [L/h] | 2,0 | 3,1 | 3,8 | 4,1 |
| Consommation de Carburant en Charge Primaire - Chargé à 50% | [L/h] | 3,6 | 4,8 | 6,2 | 7,7 |
| Consommation de Carburant en Charge Primaire - Chargé à 75% | [L/h] | 5,2 | 6,7 | 8,9 | 10,7 |
| Consommation de Carburant en Charge Primaire - Chargé à 100% | [L/h] | 6,6 | 9,0 | 11,4 | 13,8 |
| Capacité du Réservoir de Carburant, sans Capot (Avec Capot) | [lt] | 58 [40] | 58 [40] | 55 [100] | 134 [100] |
| **ALTERNATEUR** | | | | | |
| Modèle | | JCB 180M | JCB 180M2 | JCB 180LA | JCB 180LXA |
| Puissance de Sortie | 480 V-kVA | 28,0 | 38,0 | 45,0 | 57,0 |
| Sur-vitesse | 2U+1000V | 2250 | 2250 | 2250 | 2250 |
| Classe d'Isolation | | H | H | H | H |
| Indice de Protection contre les Infiltrations | | IP-23 | IP-23 | IP-23 | IP-23 |
| Tension | | 277 / 480 V | 277 / 480 V | 277 / 480 V | 277 / 480 V |
| Régulation de Tension | | ±1 | ±1 | ±1 | ±1 |
| **DIMENSIONS** | | | | | |
| Largeur, Ouvert [Capot] | [mm] | 597 [942] | 619 [942] | 622 [1002] | 700 [1002] |
| Longueur, Ouvert [Capot] | [mm] | 1400 [1916] | 1400 [1916] | 1600 [2269] | 1700 [2269] |
| Hauteur, Ouvert [Capot] | [mm] | 1309 [1444] | 1329 [1444] | 1329 [1597] | 1562[1597] |
| Poids, Ouvert [Capot] | [kg] | 553 [690] | 585 [740] | 685 [850] | 857 [990] |

CE -VERTA-106188
-VERTA-106189

JCB Energy se réserve le droit de modifier les catalogues, les produits, les modèles et les spécifications techniques.

| GROUPE | | JCD 77 | JCD 95 | JCD 115 | JCD 120 |
|---|---|---|---|---|---|
| Puissance de Secours | kVA ( kWe ) A | 77,0 [61,6] 111,3 | 95,0 [76,0] 137,3 | 115,0 [92,0] 166,2 | 120,0 [96,0] 173,4 |
| Puissance Principale | kVA ( kWe) A | 70,0 [56,0] 101,2 | 86,4 [69,1] 124,8 | 104,5 [83,6] 151,1 | 109,1 [87,3] 157,6 |
| Puissance Continue | kVA ( kWe) A | 65,3 [55,2] 94,3 | 79,7 [63,8] 115,2 | 96,8 [77,4] 139,9 | 107,0 [85,6] 154,7 |
| Facteur de Puissance | CosQ | 0,8 | 0,8 | 0,8 | 0,8 |
| Fréquence | Hz | 60 | 60 | 60 | 60 |
| **Moteur** | | | | | |
| Marque | | DEUTZ | DEUTZ | DEUTZ | DEUTZ |
| Modèle | | BF4M2012 | BF4M2012CG1 | BF4M2012CG2 | BF4M1013ECG1 |
| Vitesse | (RPM) | 1800 | 1800 | 1800 | 1800 |
| Puissance Moteur Primaire Brut | (kW) | 70,0 | 88,0 | 108,0 | 110,0 |
| Puissance Moteur de Secours Net | (kW) | 63,0 | 79,0 | 99,0 | 100,0 |
| Nombre de Cylindres | | 4 | 4 | 4 | 4 |
| Configuration | | Vertical İn Line | Vertical İn Line | Vertical İn Line | Vertical İn Line |
| Rotation (Observée sur le Volant) | | CCW | CCW | CCW | CCW |
| Aspiration | | Turbo | Turbo, CAC | Turbo, Intercooler | Turbo, CAC |
| Type de Régulation | | Electronic | Electronic | Electronic | Heinzmann / Electronic |
| Cylindrée | [L] | 4,04 | 4,04 | 4,04 | 4,76 |
| Alésage et Course | [mm] | 101 x 126 | 101 x 126 | 101 x 126 | 108 x 130 |
| Taux de Compression | | 19:1 | 19:1 | 18,1:1 | 19:1 |
| Système Électrique | [V] | 12 | 12 | 12 | 12 |
| Consommation de Carburant en Charge Primaire - Chargé à 25% | [L/h] | 4,90 | 5,80 | 6,90 | 7,70 |
| Consommation de Carburant en Charge Primaire - Chargé à 50% | [L/h] | 8,40 | 10,10 | 12,40 | 13,50 |
| Consommation de Carburant en Charge Primaire - Chargé à 75% | [L/h] | 12,20 | 14,80 | 18,20 | 19,70 |
| Consommation de Carburant en Charge Primaire - Chargé à 100% | [L/h] | 16,40 | 20,00 | 24,40 | 26,20 |
| Capacité du Réservoir de Carburant, sans Capot (Avec Capot) | [lt] | 161 [205] | 161 [205] | 161 [205] | 161 [205] |
| **ALTERNATEUR** | | | | | |
| Modèle | | JCB 225S2 | JCB 225M1 | JCB 225M2 | JCB 225M2 |
| Puissance de Sortie | 480 V-kVA | 77,0 | 83,0 | 103,0 | 103,0 |
| Sur-vitesse | 2U+1000V | 2250 | 2250 | 2250 | 2250 |
| Classe d'Isolation | | H | H | H | H |
| Indice de Protection contre les Infiltrations | | IP-23 | IP-23 | IP-23 | IP-23 |
| Tension | | 277/ 480 V | 231 / 400 V | 231 / 400 V | 231 / 400 V |
| Régulation de Tension | | ±1 | ±1 | ±1 | ±1 |
| **DIMENSIONS** | | | | | |
| Largeur, Ouvert [Capot] | [mm] | 700 [1042] | 700 [1042] | 700 [1042] | 700 [1042] |
| Longueur, Ouvert [Capot] | [mm] | 1900 [2615] | 1900 [2615] | 1900 [2615] | 1900 [2615] |
| Hauteur, Ouvert [Capot] | [mm] | 1562 [1766] | 1562 [1766] | 1562 [1766] | 1562 [1766] |
| Poids, Ouvert [Capot] | [kg] | 1024 [1200] | 1024 [1200] | 1024 [1200] | 1067 [1240] |

CE -VERTA-106188
-VERTA-106189

JCB Energy se réserve le droit de modifier les catalogues, les produits, les modèles et les spécifications techniques.

# GROUPE ÉLECTROGÈNE DIESEL -- SÉRIE JCD

| GROUPE | | JCD 137 | JCD 152 | JCD 180 | JCD 220 |
|---|---|---|---|---|---|
| **Puissance de Secours** | kVA ( kWe ) A | 137,0 [109,6]198,0 | 152,0 [121,6] 219,7 | 180,0 [144,0] 260,1 | 220,0 [176,0] 317,9 |
| **Puissance Principale** | kVA ( kWe) A | 124,5 [99,6] 180,0 | 138,2 [110,5] 199,7 | 163,6 [130,9] 236,5 | 200,0 [160,0] 289,0 |
| **Puissance Continue** | kVA ( kWe) A | 114,0 [91,2] 164,7 | 123,1 [98,4] 177,8 | 161,9 [129,5] 234,0 | 181,5 [145,2] 262,2 |
| **Facteur de Puissance** | CosQ | 0,8 | 0,8 | 0,8 | 0,8 |
| **Fréquence** | Hz | 60 | 60 | 60 | 60 |
| **Moteur** | | | | | |
| **Marque** | | DEUTZ | DEUTZ | DEUTZ | DEUTZ |
| **Modèle** | | BF4M1013ECG2 | BF4M1013FC | BF6M1013EC-G1 | BF6M1013EC-G2 |
| **Vitesse** | (RPM) | 1800 | 1800 | 1800 | 1800 |
| **Puissance Moteur Primaire Brut** | (kW) | 125,0 | 136,0 | 163,0 | 197,0 |
| **Puissance Moteur de Secours Net** | (kW) | 115,0 | 124,0 | 155,0 | 181,0 |
| **Nombre de Cylindres** | | 4 | 4 | 4 | 6 |
| **Configuration** | | Vertical In Line | Vertical In Line | Vertical In Line | Vertical In Line |
| **Rotation (Observée sur le Volant)** | | CCW | CCW | CCW | CCW |
| **Aspiration** | | Turbo, CAC | Turbo, CAC | Turbo, CAC | Turbo, CAC |
| **Type de Régulation** | | Electronic | Electronic | Electronic | Electronic |
| **Cylindrée** | [L] | 4,76 | 4,76 | 7,15 | 7,15 |
| **Alésage et Course** | [mm] | 108 x 130 | 108 x 130 | 108 x 130 | 108 x 130 |
| **Taux de Compression** | | 19:1 | 18,1:1 | 19:1 | 19:1 |
| **Système Électrique** | [V] | 12 | 12 | 24 | 24 |
| **Consommation de Carburant en Charge Primaire - Chargé à 25%** | [L/h] | 8,30 | 8,50 | 11,50 | 13,70 |
| **Consommation de Carburant en Charge Primaire - Chargé à 50%** | [L/h] | 14,70 | 15,40 | 20,00 | 23,70 |
| **Consommation de Carburant en Charge Primaire - Chargé à 75%** | [L/h] | 21,50 | 23,00 | 29,30 | 34,50 |
| **Consommation de Carburant en Charge Primaire - Chargé à 100%** | [L/h] | 29,10 | 31,90 | 39 | 45,8 |
| **Capacité du Réservoir de Carburant, sans Capot (Avec Capot)** | [lt] | 190 [376] | 190 [376] | 256 [376] | 256 [376] |
| **ALTERNATEUR** | | | | | |
| **Modèle** | | JCB 225LX | JCB 270S | JCB 270S1 | JCB 270M |
| **Puissance de Sortie** | 480 V-kVA | 117,0 | 139,0 | 164,0 | 184,0 |
| **Sur-vitesse** | 2U+1000V | 2250 | 2250 | 2250 | 2250 |
| **Classe d'Isolation** | | H | H | H | H |
| **Indice de Protection contre les Infiltrations** | | IP-23 | IP-23 | IP-23 | IP-23 |
| **Tension** | | 277 / 480 V | 277 / 480 V | 277 / 480 V | 277 / 480 V |
| **Régulation de Tension** | | ±1 | ±1 | ±1 | ±1 |
| **DIMENSIONS** | | | | | |
| **Largeur, Ouvert [Capot]** | [mm] | 800 [1153] | 800 [1153] | 900 [1153] | 900 [1153] |
| **Longueur, Ouvert [Capot]** | [mm] | 2150 [2971] | 2150 [2971] | 2400 [2971] | 2400 [2971] |
| **Hauteur, Ouvert [Capot]** | [mm] | 1549 [2027] | 1549 [2027] | 1549 [2027] | 1549 [2027] |
| **Poids, Ouvert [Capot]** | [kg] | 1205 [1610] | 1217 [1620] | 1317 [1670] | 1328 [1690] |

CE -VERTA-106188
-VERTA-106189

JCB Energy se réserve le droit de modifier les catalogues, les produits, les modèles et les spécifications techniques.

| GROUPE | | JCD 230 | JCD 250 | JCD 300 | JCD 360 |
|---|---|---|---|---|---|
| Puissance de Secours | kVA ( kWe ) A | 230,0 [184,0] 332,4 | 250,0 [200,0] 361,3 | 300,0 [240,0] 433,5 | 360,0 [288,0] 520,2 |
| Puissance Principale | kVA ( kWe) A | 209,1 [167,3] 302,2 | 227,3 [181,8] 328,4 | 272,7 [218,2] 394,1 | 327,3 [261,8] 472,9 |
| Puissance Continue | kVA ( kWe) A | 186,1 [148,9] 268,9 | 205,6 [164,5] 297,1 | 243,1 [194,5] 351,3 | 289,5 [231,6] 418,3 |
| Facteur de Puissance | CosQ | 0,8 | 0,8 | 0,8 | 0,8 |
| Fréquence | Hz | 60 | 60 | 60 | 60 |
| **Moteur** | | | | | |
| Marque | | DEUTZ | DEUTZ | DEUTZ | DEUTZ |
| Modèle | | BF6M1013FCG2 | BF6M1013FCG3 | TCD8.0 | TCD8.7 |
| Vitesse | (RPM) | 1800 | 1800 | 1800 | 1800 |
| Puissance Moteur Primaire Brut | (kW) | 204,0 | 224,9 | 270,0 | 320,0 |
| Puissance Moteur de Secours Net | (kW) | 186,0 | 204,0 | 245,0 | 290,0 |
| Nombre de Cylindres | | 6 | 6 | 6 | 6 |
| Configuration | | Vertical In Line | Vertical In Line | Vertical In Line | Vertical In Line |
| Rotation (Observée sur le Volant) | | CCW | CCW | CCW | CCW |
| Aspiration | | Turbo, CAC | Turbo, CAC | Turbo, CAC | Turbo, CAC |
| Type de Régulation | | Electronic | Electronic | Electronic | Electronic |
| Cylindrée | [L] | 7,15 | 7,15 | 7,8 | 8,70 |
| Alésage et Course | [mm] | 108 x 130 | 108 x 130 | 110 x 136 | 117x 135 |
| Taux de Compression | | 19:1 | 19:1 | 17:1 | 17,5:1 |
| Système Électrique | [V] | 24 | 24 | 24 | 24 |
| Consommation de Carburant en Charge Primaire - Chargé à 25% | [L/h] | 13,00 | 13,90 | 16,9 | 18,71 |
| Consommation de Carburant en Charge Primaire - Chargé à 50% | [L/h] | 23,30 | 25,80 | 32,9 | 33,59 |
| Consommation de Carburant en Charge Primaire - Chargé à 75% | [L/h] | 34,50 | 38,50 | 46,8 | 49,21 |
| Consommation de Carburant en Charge Primaire - Chargé à 100% | [L/h] | 46,60 | 53,00 | 58,2 | 67,66 |
| Capacité du Réservoir de Carburant, sans Capot (Avec Capot) | [lt] | 256 [376] | 256 [445] | 475 [673] | 475 [673] |
| **ALTERNATEUR** | | | | | |
| Modèle | | JCB 270M | JCB 270M1 | JCB 270MX | JCB 270LX |
| Puissance de Sortie | 480 V-kVA | 184,0 | 210,0 | 269,0 | 294,0 |
| Sur-vitesse | 2U+1000V | 2250 | 2250 | 2250 | 2250 |
| Classe d'Isolation | | H | H | H | H |
| Indice de Protection contre les Infiltrations | | IP-23 | IP-23 | IP-23 | IP-23 |
| Tension | | 277 / 480 V | 277 / 480 V | 277 / 480 V | 277 / 480 V |
| Régulation de Tension | | ±1 | ±1 | ±1 | ±1 |
| **DIMENSIONS** | | | | | |
| Largeur, Ouvert [Capot] | [mm] | 900 [1153] | 900 [1140] | 1100 [1179] | 1100 [1179] |
| Longueur, Ouvert [Capot] | [mm] | 2400 [2971] | 2400 [3409] | 3095 [3921] | 3095 [3921] |
| Hauteur, Ouvert [Capot] | [mm] | 1549 [2027] | 1840 [1955] | 1782 [2498] | 1782 [2498] |
| Poids, Ouvert [Capot] | [kg] | 1450 [1810] | 1554 [1940] | 2159 [2600] | 2163 [2600] |

CE -VERTA-106188
-VERTA-106189

JCB Energy se réserve le droit de modifier les catalogues, les produits, les modèles et les spécifications techniques.

# GROUPE ÉLECTROGÈNE DIESEL -- SÉRIE JCD

| GROUPE | | JCD 415 | JCD 440 | JCD 510 | JCD 560 |
|---|---|---|---|---|---|
| Puissance de Secours | kVA ( kWe ) A | 415,0 [332,0] 599,7 | 440,0 [352,0] 635,8 | 510,0 [408,0] 737,0 | 560,0 [448,0] 809,2 |
| Puissance Principale | kVA ( kWe) A | 377,3 [301,8] 545,2 | 400,0 [320,0] 578,0 | 436,6 [370,9] 670,0 | 509,1 [407,3] 735,7 |
| Puissance Continue | kVA ( kWe) A | 349,0 [279,2] 504,3 | 360,7 [288,6] 521,3 | 431,2 [345,0] 623,2 | 466,5 [373,2] 674,1 |
| Facteur de Puissance | CosQ | 0,8 | 0,8 | 0,8 | 0,8 |
| Fréquence | Hz | 60 | 60 | 60 | 60 |
| **Moteur** | | | | | |
| Marque | | DEUTZ | DEUTZ | DEUTZ | DEUTZ |
| Modèle | | TCD12.1G1 | TCD12.1G2 | TCD13.0G1 | TCD13.0G2 |
| Vitesse | (RPM) | 1800 | 1800 | 1800 | 1800 |
| Puissance Moteur Primaire Brut | (kW) | 365,0 | 385,0 | 445,0 | 485,0 |
| Puissance Moteur de Secours Net | (kW) | 335,0 | 320,0 | 410,0 | 445,0 |
| Nombre de Cylindres | | 6 | 6 | 6 | 6 |
| Configuration | | Vertical In Line | Vertical In Line | Vertical In Line | Vertical In Line |
| Rotation (Observée sur le Volant) | | CCW | CCW | CCW | CCW |
| Aspiration | | Turbo, CAC | Turbo, CAC | Turbo, CAC | Turbo, CAC |
| Type de Régulation | | Electronic | Electronic | Electronic | Electronic |
| Cylindrée | [L] | 12,10 | 12,10 | 12,94 | 12,94 |
| Alésage et Course | [mm] | 131 x 150 | 131 x 150 | 131 x 160 | 131 x 160 |
| Taux de Compression | | 17:1 | 17:1 | 19:1 | 19:1 |
| Système Électrique | [V] | 24 | 24 | 24 | 24 |
| Consommation de Carburant en Charge Primaire - Chargé à 25% | [L/h] | 21,14 | 23,74 | 27,04 | 28,94 |
| Consommation de Carburant en Charge Primaire - Chargé à 50% | [L/h] | 39,08 | 42,21 | 47,13 | 51,57 |
| Consommation de Carburant en Charge Primaire - Chargé à 75% | [L/h] | 57,23 | 61,13 | 67,82 | 75,71 |
| Consommation de Carburant en Charge Primaire - Chargé à 100% | [L/h] | 75,87 | 81,83 | 90,82 | 105,01 |
| Capacité du Réservoir de Carburant, sans Capot (Avec Capot) | [lt] | 475 [673] | 475 [673] | 673 [400] | 673 [400] |
| **ALTERNATEUR** | | | | | |
| Modèle | | JCB 270LXA | JCB 315S | JCB 315M | JCB 315MX |
| Puissance de Sortie | 480 V-kVA | 358,0 | 421,0 | 421,0 | 476,0 |
| Sur-vitesse | 2U+1000V | 2250 | 2250 | 2250 | 2250 |
| Classe d'Isolation | | H | H | H | H |
| Indice de Protection contre les Infiltrations | | IP-23 | IP-23 | IP-23 | IP-23 |
| Tension | | 277 / 480 V | 277 / 480 V | 277 / 480 V | 277 / 480 V |
| Régulation de Tension | | ±1 | ±1 | ±1 | ±1 |
| **DIMENSIONS** | | | | | |
| Largeur, Ouvert [Capot] | [mm] | 1100 [1179] | 1100 [1179] | 1200 [1646] | 1200 [1646] |
| Longueur, Ouvert [Capot] | [mm] | 3254 [3921] | 3254 [3921] | 3374 [4632] | 3374 [4632] |
| Hauteur, Ouvert [Capot] | [mm] | 1782 [2498] | 1782 [2498] | 1953 [2641] | 1953 [2641] |
| Poids, Ouvert [Capot] | [kg] | 2353 [2790] | 2379 [2970] | 2878 [3740] | 2878 [3790] |

CE -VERTA-106188
-VERTA-106189

JCB Energy se réserve le droit de modifier les catalogues, les produits, les modèles et les spécifications techniques.

| GROUPE | | JCD 30M | JCD 40M | JCD 52M | JCD 66M |
|---|---|---|---|---|---|
| Puissance de Secours | kVA ( kWe ) A | 30,0 [24,0] 130,0 | 39,6 [31,7] 172,2 | 52,8 [42,2] 229,6 | 66,0 [52,8] 287,0 |
| Puissance Principale | kVA ( kWe) A | 27,0 [21,6] 117,0 | 36,0 [28,8] 156,5 | 48,0 [38,4] 208,7 | 60,0 [48,0] 260,9 |
| Puissance Continue | kVA ( kWe) A | 23,0 [18,4] 100,0 | 28,8 [23,0] 125,2 | 38,4 [30,7] 167,0 | 48,0 [38,4] 208,7 |
| Facteur de Puissance | CosQ | 0,8 | 0,8 | 0,8 | 0,8 |
| Fréquence | Hz | 60 | 60 | 60 | 60 |
| **MOTEUR** | | | | | |
| Marque | | DEUTZ | DEUTZ | DEUTZ | DEUTZ |
| Modèle | | BFM3 G1 | BFM3 G2 | BFM3T | BFM3C |
| Vitesse | (RPM) | 1800 | 1800 | 1800 | 1800 |
| Puissance Moteur Primaire Brut | (kW) | 22 | 32 | 44 | 50 |
| Puissance Moteur de Secours Net | (kW) | 20 | 29 | 40 | 45 |
| Nombre de Cylindres | | 4 | 4 | 4 | 4 |
| Configuration | | In-line | In-line | In-line | In-line |
| Rotation (Observée sur le Volant) | | CCW | CCW | CCW | CCW |
| Aspiration | | Natural | Natural | Turbo | CAC |
| Type de Régulation | | Electronic | Electronic | Electronic | Electronic |
| Cylindrée | [L] | 3,168 | 3,168 | 3,168 | 3,168 |
| Alésage et Course | [mm] | 98 x 105 | 98 x 105 | 98 x 105 | 98 x 105 |
| Taux de Compression | | 18,5:1 | 18,5:1 | 18,5:1 | 18,5:1 |
| Système Électrique | [V] | 12 | 12 | 12 | 12 |
| Consommation de Carburant en Charge Primaire - Chargé à 25% | [L/h] | 2,72 | 3,84 | 5,44 | 7,23 |
| Consommation de Carburant en Charge Primaire - Chargé à 50% | [L/h] | 3,98 | 5,77 | 7,88 | 10,47 |
| Consommation de Carburant en Charge Primaire - Chargé à 75% | [L/h] | 5,30 | 7,62 | 10,14 | 13,45 |
| Consommation de Carburant en Charge Primaire - Chargé à 100% | [L/h] | 5,83 | 8,41 | 11,15 | 14,79 |
| Capacité du Réservoir de Carburant, sans Capot (Avec Capot) | [lt] | 58 [40] | 58 [40] | 673 [400] | 134 [100] |
| **ALTERNATEUR** | | | | | |
| Modèle | | JCB 180M2 | JCB 180LX | JCB 225S2 | JCB 225M1 |
| Puissance de Sortie | 480 V-kVA | 31,0 | 55,2 | 78,0 | 92,4 |
| Sur-vitesse | rpm | 2250 | 2250 | 2250 | 2250 |
| Classe d'Isolation | | H | H | H | H |
| Indice de Protection contre les Infiltrations | | IP-23 | IP-23 | IP-23 | IP-23 |
| Tension | | 115/230 V | 115/230 V | 115/230 V | 115/230 V |
| Régulation de Tension | | ±1 | ±1 | ±1 | ±1 |
| **DIMENSIONS** | | | | | |
| Largeur, Ouvert [Capot] | [mm] | 597 [942] | 619 [942] | 622 [1002] | 700 [1002] |
| Longueur, Ouvert [Capot] | [mm] | 1400 [1916] | 1400 [1916] | 1600 [2269] | 1700 [2269] |
| Hauteur, Ouvert [Capot] | [mm] | 1309 [1444] | 1329 [1444] | 1329 [1597] | 1562 [1597] |
| Poids, Ouvert [Capot] | [kg] | 553 [690] | 585 [740] | 685 [850] | 857 [990] |

CE -VERTA-106188
-VERTA-106189

JCB Energy se réserve le droit de modifier les catalogues, les produits, les modèles et les spécifications techniques.

# NOS CERTIFICATS

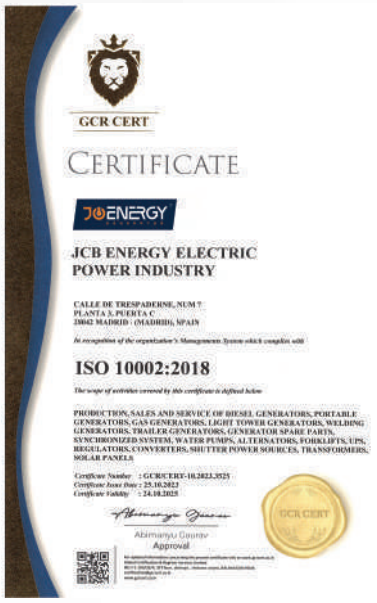
GCR CERT

CERTIFICATE

JCB ENERGY ELECTRIC POWER INDUSTRY

CALLE DE TRESPADERNE, NUM 7
PLANTA 3, PUERTA C
28042 MADRID - (MADRID), SPAIN

*In recognition of the organization's Management System which complies with*

**ISO 10002:2018**

*The scope of activities covered by this certificate is defined below*

PRODUCTION, SALES AND SERVICE OF DIESEL GENERATORS, PORTABLE GENERATORS, GAS GENERATORS, LIGHT TOWER GENERATORS, WELDING GENERATORS, TRAILER GENERATORS, GENERATOR SPARE PARTS, SYNCHRONIZED SYSTEM, WATER PUMPS, ALTERNATORS, FORKLIFTS, UPS, REGULATORS, CONVERTERS, SHUTTER POWER SOURCES, TRANSFORMERS, SOLAR PANELS

*Certificate Number* : GCR/CERT-10.2023.3525
*Certificate Issue Date* : 25.10.2023
*Certificate Validity* : 24.10.2025

Abimanyu Gaurav
Approval

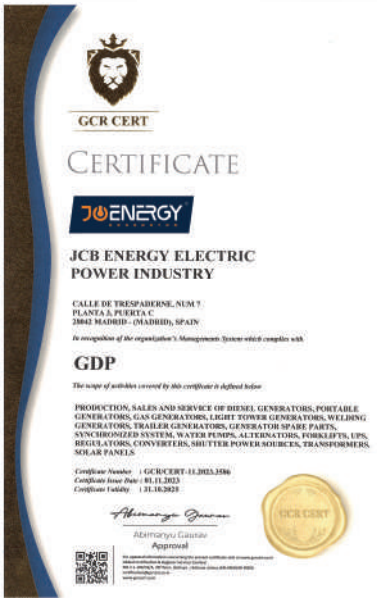
GCR CERT

CERTIFICATE

JCB ENERGY ELECTRIC POWER INDUSTRY

CALLE DE TRESPADERNE, NUM 7
PLANTA 3, PUERTA C
28042 MADRID - (MADRID), SPAIN

*In recognition of the organization's Management System which complies with*

**GDP**

*The scope of activities covered by this certificate is defined below*

PRODUCTION, SALES AND SERVICE OF DIESEL GENERATORS, PORTABLE GENERATORS, GAS GENERATORS, LIGHT TOWER GENERATORS, WELDING GENERATORS, TRAILER GENERATORS, GENERATOR SPARE PARTS, SYNCHRONIZED SYSTEM, WATER PUMPS, ALTERNATORS, FORKLIFTS, UPS, REGULATORS, CONVERTERS, SHUTTER POWER SOURCES, TRANSFORMERS, SOLAR PANELS

*Certificate Number* : GCR/CERT-11.2023.3586
*Certificate Issue Date* : 01.11.2023
*Certificate Validity* : 31.10.2025

Abimanyu Gaurav
Approval

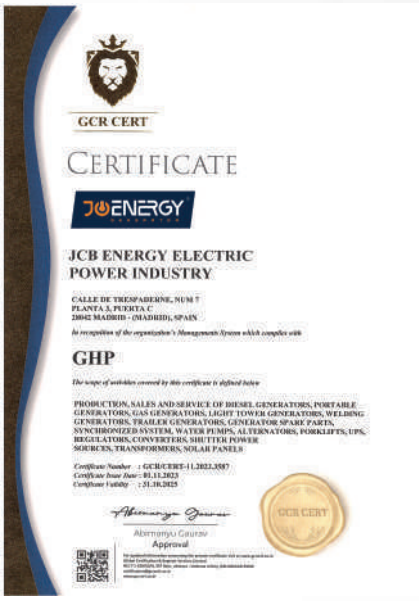
GCR CERT

CERTIFICATE

JCB ENERGY ELECTRIC POWER INDUSTRY

CALLE DE TRESPADERNE, NUM 7
PLANTA 3, PUERTA C
28042 MADRID - (MADRID), SPAIN

*In recognition of the organization's Management System which complies with*

**GHP**

*The scope of activities covered by this certificate is defined below*

PRODUCTION, SALES AND SERVICE OF DIESEL GENERATORS, PORTABLE GENERATORS, GAS GENERATORS, LIGHT TOWER GENERATORS, WELDING GENERATORS, TRAILER GENERATORS, GENERATOR SPARE PARTS, SYNCHRONIZED SYSTEM, WATER PUMPS, ALTERNATORS, FORKLIFTS, UPS, REGULATORS, CONVERTERS, SHUTTER POWER SOURCES, TRANSFORMERS, SOLAR PANELS

*Certificate Number* : GCR/CERT-11.2023.3587
*Certificate Issue Date* : 01.11.2023
*Certificate Validity* : 31.10.2025

Abimanyu Gaurav
Approval

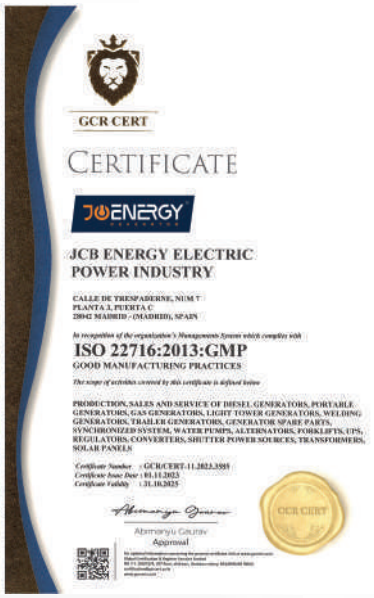
GCR CERT

CERTIFICATE

JCB ENERGY ELECTRIC POWER INDUSTRY

CALLE DE TRESPADERNE, NUM 7
PLANTA 3, PUERTA C
28042 MADRID - (MADRID), SPAIN

*In recognition of the organization's Management System which complies with*

**ISO 22716:2013:GMP**
GOOD MANUFACTURING PRACTICES

*The scope of activities covered by this certificate is defined below*

PRODUCTION, SALES AND SERVICE OF DIESEL GENERATORS, PORTABLE GENERATORS, GAS GENERATORS, LIGHT TOWER GENERATORS, WELDING GENERATORS, TRAILER GENERATORS, GENERATOR SPARE PARTS, SYNCHRONIZED SYSTEM, WATER PUMPS, ALTERNATORS, FORKLIFTS, UPS, REGULATORS, CONVERTERS, SHUTTER POWER SOURCES, TRANSFORMERS, SOLAR PANELS

*Certificate Number* : GCR/CERT-11.2023.3589
*Certificate Issue Date* : 01.11.2023
*Certificate Validity* : 31.10.2025

Abimanyu Gaurav
Approval

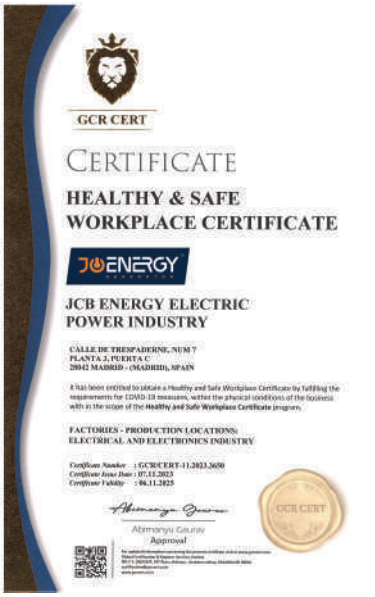
GCR CERT

CERTIFICATE

HEALTHY & SAFE WORKPLACE CERTIFICATE

JCB ENERGY ELECTRIC POWER INDUSTRY

CALLE DE TRESPADERNE, NUM 7
PLANTA 3, PUERTA C
28042 MADRID - (MADRID), SPAIN

It has been entitled to obtain a Healthy and Safe Workplace Certificate by fulfilling the requirements for COVID-19 measures, within the physical conditions of the business with in the scope of the **Healthy and Safe Workplace Certificate** program.

FACTORIES - PRODUCTION LOCATIONS:
ELECTRICAL AND ELECTRONICS INDUSTRY

*Certificate Number* : GCR/CERT-11.2023.3650
*Certificate Issue Date* : 07.11.2023
*Certificate Validity* : 06.11.2025

Abimanyu Gaurav
Approval


mecc alte

JCB Energy Electric Power Industry S.L.

HAS OUR TOTAL SUPPORT

We are pleased to certify that this company, with its registered office (address as below), is fully authorised as an Original Equipment Manufacturer partner to incorporate Mecc Alte AC Generators when selling and distributing generating sets.

Mecc Alte also certifies that its products sold to this company are fully covered by the Mecc Alte Warranty.

Mecc Alte provides this company access to its extensive product knowledge in order to incorporate Mecc Alte AC Generators when selling and distributing generating sets.

**World-class alternators 1 – 5,000kVA.**

APPROVED MANUFACTURER

**Radek Mrkvica**

CERTIFICATE NO.
**MA000163**

VALID UNTIL
**31 December 2025**

COMPANY ADDRESS
Calle de Trespaderne, 7, 3ºC, 28042, Madrid, Spain

GENUINE PARTS

POWER FROM WITHIN

CE -VERTA-106188
-VERTA-106189

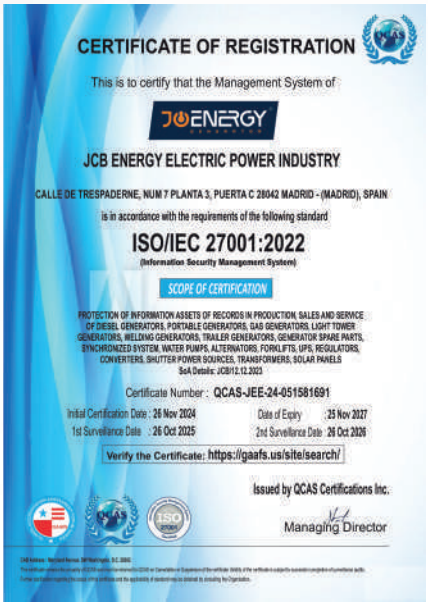

CERTIFICATE OF REGISTRATION

This is to certify that the Management System of

JCB ENERGY ELECTRIC POWER INDUSTRY

CALLE DE TRESPADERNE, NUM 7 PLANTA 3, PUERTA C 28042 MADRID - (MADRID), SPAIN

is in accordance with the requirements of the following standard

ISO/IEC 27001:2022

(Information Security Management System)

SCOPE OF CERTIFICATION

PROTECTION OF INFORMATION ASSETS OF RECORDS IN PRODUCTION, SALES AND SERVICE OF DIESEL GENERATORS, PORTABLE GENERATORS, GAS GENERATORS, LIGHT TOWER GENERATORS, WELDING GENERATORS, TRAILER GENERATORS, GENERATOR SPARE PARTS, SYNCHRONIZED SYSTEM, WATER PUMPS, ALTERNATORS, FORKLIFTS, UPS, REGULATORS, CONVERTERS, SHUTTER POWER SOURCES, TRANSFORMERS, SOLAR PANELS

SoA Details: JCB/12.12.2023

Certificate Number : QCAS-JEE-24-051581691

Initial Certification Date : 26 Nov 2024 Date of Expiry : 25 Nov 2027

1st Surveillance Date : 26 Oct 2025 2nd Surveillance Date : 26 Oct 2026

Verify the Certificate: https://gaafs.us/site/search/

Issued by QCAS Certifications Inc.

Managing Director

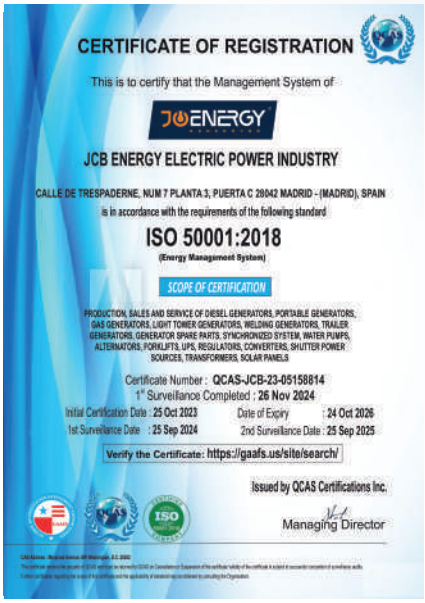

CERTIFICATE OF REGISTRATION

This is to certify that the Management System of

JCB ENERGY ELECTRIC POWER INDUSTRY

CALLE DE TRESPADERNE, NUM 7 PLANTA 3, PUERTA C 28042 MADRID - (MADRID), SPAIN

is in accordance with the requirements of the following standard

ISO 50001:2018

(Energy Management System)

SCOPE OF CERTIFICATION

PRODUCTION, SALES AND SERVICE OF DIESEL GENERATORS, PORTABLE GENERATORS, GAS GENERATORS, LIGHT TOWER GENERATORS, WELDING GENERATORS, TRAILER GENERATORS, GENERATOR SPARE PARTS, SYNCHRONIZED SYSTEM, WATER PUMPS, ALTERNATORS, FORKLIFTS, UPS, REGULATORS, CONVERTERS, SHUTTER POWER SOURCES, TRANSFORMERS, SOLAR PANELS

Certificate Number : QCAS-JCB-23-05158814

1st Surveillance Completed : 26 Nov 2024

Initial Certification Date : 25 Oct 2023 Date of Expiry : 24 Oct 2026

1st Surveillance Date : 25 Sep 2024 2nd Surveillance Date : 25 Sep 2025

Verify the Certificate: https://gaafs.us/site/search/

Issued by QCAS Certifications Inc.

Managing Director

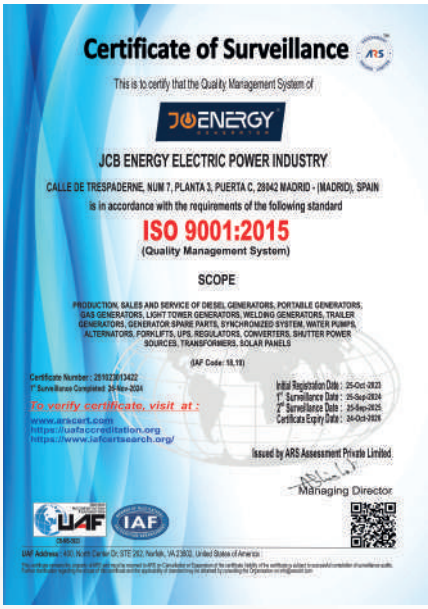

Certificate of Surveillance

This is to certify that the Quality Management System of

JCB ENERGY ELECTRIC POWER INDUSTRY

CALLE DE TRESPADERNE, NUM 7, PLANTA 3, PUERTA C, 28042 MADRID - (MADRID), SPAIN

is in accordance with the requirements of the following standard

ISO 9001:2015

(Quality Management System)

SCOPE

PRODUCTION, SALES AND SERVICE OF DIESEL GENERATORS, PORTABLE GENERATORS, GAS GENERATORS, LIGHT TOWER GENERATORS, WELDING GENERATORS, TRAILER GENERATORS, GENERATOR SPARE PARTS, SYNCHRONIZED SYSTEM, WATER PUMPS, ALTERNATORS, FORKLIFTS, UPS, REGULATORS, CONVERTERS, SHUTTER POWER SOURCES, TRANSFORMERS, SOLAR PANELS

(IAF Code: 18,19)

Certificate Number : 251022813422

1st Surveillance Completed: 26-Nov-2024

Initial Registration Date : 25-Oct-2023

1st Surveillance Date : 25-Sep-2024

2nd Surveillance Date : 25-Sep-2025

Certificate Expiry Date : 24-Oct-2026

To verify certificate, visit at :

www.arscert.com

https://uafaccreditation.org

https://www.iafcertsearch.org/

Issued by ARS Assessment Private Limited

Managing Director

UAF Address : 400, North Center Dr. STE 202, Norfolk, VA 23502, United States of America

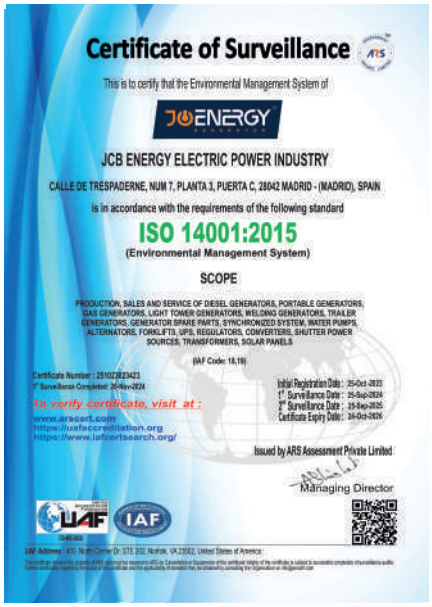

Certificate of Surveillance

This is to certify that the Environmental Management System of

JCB ENERGY ELECTRIC POWER INDUSTRY

CALLE DE TRESPADERNE, NUM 7, PLANTA 3, PUERTA C, 28042 MADRID - (MADRID), SPAIN

is in accordance with the requirements of the following standard

ISO 14001:2015

(Environmental Management System)

SCOPE

PRODUCTION, SALES AND SERVICE OF DIESEL GENERATORS, PORTABLE GENERATORS, GAS GENERATORS, LIGHT TOWER GENERATORS, WELDING GENERATORS, TRAILER GENERATORS, GENERATOR SPARE PARTS, SYNCHRONIZED SYSTEM, WATER PUMPS, ALTERNATORS, FORKLIFTS, UPS, REGULATORS, CONVERTERS, SHUTTER POWER SOURCES, TRANSFORMERS, SOLAR PANELS

(IAF Code: 18,19)

Certificate Number : 251022823423

1st Surveillance Completed: 26-Nov-2024

Initial Registration Date : 25-Oct-2023

1st Surveillance Date : 25-Sep-2024

2nd Surveillance Date : 25-Sep-2025

Certificate Expiry Date : 24-Oct-2026

To verify certificate, visit at :

www.arscert.com

https://uafaccreditation.org

https://www.iafcertsearch.org/

Issued by ARS Assessment Private Limited

Managing Director

UAF Address : 400, North Center Dr. STE 202, Norfolk, VA 23502, United States of America

Certificate of Surveillance

This is to certify that the Occupational Health and Safety Management System of

JCB ENERGY ELECTRIC POWER INDUSTRY

CALLE DE TRESPADERNE, NUM 7, PLANTA 3, PUERTA C, 28042 MADRID - (MADRID), SPAIN

is in accordance with the requirements of the following standard

ISO 45001:2018

(Occupational Health and Safety Management System)

SCOPE

PRODUCTION, SALES AND SERVICE OF DIESEL GENERATORS, PORTABLE GENERATORS, GAS GENERATORS, LIGHT TOWER GENERATORS, WELDING GENERATORS, TRAILER GENERATORS, GENERATOR SPARE PARTS, SYNCHRONIZED SYSTEM, WATER PUMPS, ALTERNATORS, FORKLIFTS, UPS, REGULATORS, CONVERTERS, SHUTTER POWER SOURCES, TRANSFORMERS, SOLAR PANELS

(IAF Code: 18,19)

Certificate Number : 251022823424

1st Surveillance Completed: 26-Nov-2024

Initial Registration Date : 25-Oct-2023

1st Surveillance Date : 25-Sep-2024

2nd Surveillance Date : 25-Sep-2025

Certificate Expiry Date : 24-Oct-2026

To verify certificate, visit at :

www.arscert.com

www.uafaccreditation.org

www.iafcertsearch.org

Issued by ARS Assessment Private Limited

Managing Director

UAF Address : 400, North Center Dr. STE 202, Norfolk, VA 23502, United States of America

CE -VERTA-106188
-VERTA-106189

DNV

# MANAGEMENT SYSTEM CERTIFICATE

| Certificate no.: | Initial certification date: | Valid: |
|---|---|---|
| 0312064 | 14 August 2007 | 14 October 2023 – 13 October 2026 |

This is to certify that the management system of

**HD Hyundai Infracore Co., Ltd. Head Office & Incheon Plant**

489, Injung-ro, Dong-gu, Incheon, 22502, Republic of Korea

and the sites as mentioned in the appendix accompanying this certificate

has been found to conform to the Environmental Management System standard:

**ISO 14001:2015**

This certificate is valid for the following scope:

**Design, Development, Manufacture, Servicing of Internal Combustion Engine for use in Marine Industry, General Industry and Automotive Industry, and Earth Moving Equipment(Excavator, Wheel Loader, Dozer).**
**Testing of Earth Moving Equipment(Excavator and Wheel Loader).**

Place and date:
**Barendrecht, 09 October 2023**

For the issuing office:
**DNV - Business Assurance**
**Zwolseweg 1, 2994 LB Barendrecht, Netherlands**

**Erie Koek**
Management Representative

Lack of fulfilment of conditions as set out in the Certification Agreement may render this Certificate invalid.
ACCREDITED UNIT: DNV Business Assurance B.V., Zwolseweg 1, 2994 LB, Barendrecht, Netherlands - TEL: +31(0)10282080 www.dnv.com/assurance

DNV

# MANAGEMENT SYSTEM CERTIFICATE

| Certificate no.: | Initial certification date: | Valid: |
|---|---|---|
| 0312065 | 03 January 2008 (based on OHSAS 18001) | 14 October 2023 – 13 October 2026 |

This is to certify that the management system of

**HD Hyundai Infracore Co., Ltd. Head Office & Incheon Plant**

489, Injung-ro, Dong-gu, Incheon, 22502, Republic of Korea

and the sites as mentioned in the appendix accompanying this certificate

has been found to conform to the Occupational Health and Safety Management System standard:

**ISO 45001:2018**

This certificate is valid for the following scope:

**Design, Development, Manufacture, Servicing of Internal Combustion Engine for use in Marine Industry, General Industry and Automotive Industry, and Earth Moving Equipment(Excavator, Wheel Loader, Dozer).**
**Testing of Earth Moving Equipment(Excavator and Wheel Loader).**

Place and date:
**Barendrecht, 09 October 2023**

For the issuing office:
**DNV - Business Assurance**
**Zwolseweg 1, 2994 LB Barendrecht, Netherlands**

**Erie Koek**
Management Representative

Lack of fulfilment of conditions as set out in the Certification Agreement may render this Certificate invalid.
ACCREDITED UNIT: DNV Business Assurance B.V., Zwolseweg 1, 2994 LB, Barendrecht, Netherlands - TEL: +31(0)10282080 www.dnv.com/assurance

Cámara de Madrid
REGISTRO GENERAL
SALIDA
Nº de Registro: 845 / RG 645
Fecha: 26/07/2024 12:00:00

IRENE SANCHEZ ROMAN, MANAGER OF THE DEPARTMENT OF LEGAL ADVISORY SERVICES AND THE DATABASE OF THE OFFICIAL CHAMBER OF COMMERCE, INDUSTRY AND SERVICES OF MADRID, WITH REGISTERED OFFICE AT PLAZA DE LA INDEPENDENCIA 1, MADRID, SPAIN

CERTIFY: That, according to the background data on record at this Chamber and others produced by the Company:

JCB ENERGY ELECTRIC POWER INDUSTRY S.L., a Company with Tax I.D. Number B13975594, and its registered office at street Trespaderne no 7, 28042 Madrid is registered on 8 May 2024, under the heading of the 1st Section, companies, of the Economic Activities Tax Tariffs Number 342 to perform the following activity:

- Manufacture of electrical material for use and equipment

In witness whereof, for the appropriate purpose, I have issued and signed this Certificate, to which I affix the stamp of this Chamber, in Madrid on 26 July 2024.

Cámara de Madrid
REGISTRO GENERAL
SALIDA
Nº de Registro: 859 / RG 659
Fecha: 30/07/2024 12:07:28

IRENE SANCHEZ ROMAN, DIRECTORA DEL DEPARTAMENTO DE ASESORIA JURIDICA Y CENSO DE LA CÁMARA OFICIAL DE COMERCIO, INDUSTRIA Y SERVICIOS DE MADRID, CON DOMICILIO SOCIAL EN LA PLAZA DE LA INDEPENDENCIA Nº 1, MADRID – ESPAÑA

CERTIFICA: Que de los antecedentes que obran en esta Corporación y de otros exhibidos por la sociedad, resulta:

NUMERO - Que la compañía JCB ENERGY ELECTRIC POWER INDUSTRY S.L., es una sociedad mercantil de nacionalidad española, constituida mediante escritura pública de fecha 23 de junio de 2023, autorizada por don José María Marín Vázquez, Notario del Ilustre Colegio de Madrid con el número 1.251 de orden de su protocolo, e inscrita en el Registro Mercantil al Tomo 46.424, Folio 40, Hoja M-799.035, Inscripción 1ª.

SEGUNDO - Que según se desprende de la mencionada escritura de constitución, en el artículo 2 de los Estatutos de la compañía JCB ENERGY ELECTRIC POWER INDUSTRY S.L., consta que tiene por objeto social:

"Actividad principal 27.11. Fabricación de motores, generadores y transformadores eléctricos".

TERCERO - Que según se desprende de la escritura de constitución, el capital social de la compañía JCB ENERGY ELECTRIC POWER INDUSTRY S.L., se fija en la cantidad de 19.600,00 € (DIECINUEVE MIL NOVECIENTOS VEINTE EUROS), dividido en 19.920 participaciones sociales, de 1,00 € (UN EURO) de valor nominal cada una, numeradas correlativamente del 1 al 19.920 ambos inclusive, que son íntegramente asumidas y desembolsadas por el socio fundador.

CUARTO - Que según consta en la escritura de constitución citada en párrafos anteriores, la compañía JCB ENERGY ELECTRIC POWER INDUSTRY S.L., opta por el sistema de Administrador Único y nombra por tiempo indefinido a don Mohamed A M Elaalem, con Número de Identidad Extranjero Y6048327P, para que actúe en nombre y representación de la mercantil, con cuantas facultades legal y estatutariamente corresponden a dicho cargo, procediendo el administrador nombrado a la aceptación del mismo.

QUINTO - Que la compañía JCB ENERGY ELECTRIC POWER INDUSTRY S.L., con domicilio en calle Trespaderne número 7, 28042 Madrid y provista de Número de Identificación Fiscal B13975594, consta dada de alta en el grupo/epígrafe 342 de la Sección 1ª empresarial de las Tarifas del Impuesto sobre Actividades Económicas, que faculta para ejercer la actividad "Fabricación de material eléctrico de utilización y equipamiento".

Vertacert International

CE

## CE DECLARATION OF CONFORMITY

JCB ENERGY ELECTRIC POWER INDUSTRY SL
C/ ALFREDO MARQUERIE, NUMERO 11, PUERTA A, PLANTA 7 MADRID 28034 MADRID

Description Of The Product : GENERATOS AND PUMPS

Product Brand/Model/Type : DIESEL GENERATORS, GAS GENERATORS, PORTABLE GENERATORS, LIGHT TOWERS, WATER PUMPS, FORKLIFT, UPS, REGULATORS, CONVERTERS, ALTERNATORS, WELDING GENERATORS, TRAILER GENERATORS, SHUTTER POWER SOURCES

Applicable Harmonised Standards : EN ISO 12100:2010,EN ISO 8528-12:2014,EN60204:2006+A1:2009,EN 60204-1:2018, EN ISO 14120:2015,EN ISO 13857:2019,EN ISO 8528-4:2005,EN 61000-6-2:2005

Applicable EC Directives : 2006/42/EC MACHINERY DIRECTIVE
: 2014/30/EU ELECTROMAGNETIC COMPABILITY DIRECTIVE

Type /Models : JCB SERIES, JCD SERIES, JCD SERIES, JCC SERIES, JNP SERIES, JGD SERIES, JNC SERIES, JPG SERIES, JPD SERIES, JLT SERIES, JBW SERIES, JEP SERIES, JHP SERIES, JFC SERIES, JFC SERIES, JCG SERIES, JNP SERIES.

Certificate Number : VERTA-106188
Certificate Issue Date : 04.02.2025
Certificate Validity Date : 04.02.2026
Certificate Period : 1 Year

INAS

www.vertacert.com - info@vertacert.com

Vertacert International

CE

## CE DECLARATION OF CONFORMITY

JCB ENERGY ELECTRIC POWER INDUSTRY SL
C/ ALFREDO MARQUERIE, NUMERO 11, PUERTA A, PLANTA 7 MADRID 28034 MADRID

Description Of The Product : POWER GENERATORS
Ürünün Tanımı : GÜÇ JENERATÖRLERİ

Applicable Harmonised Standards : TSE E 195, TS ISO 8528-8, TS EN ISO 3744:2008
Geçerli Uyumlaştırılmış Standartlar

Applicable EC Directives : MDMD REGULATION AND MDDR DIRECTIVE (2005/32/EC, MDMD DIRECTIVE (2006/14/EC)
Geçerli AT Direktifleri : GÜRÜLTÜ YÖNETMELİĞİ VE GÜRÜLTÜ DIRECTIVE (2005/88/EC, GÜRÜLTÜ DIRECTIVE (2000/14/AT)

Sertifika Numarası / Certificate Number : VERTA-106189
İlk Yayın Tarihi / Certificate Issue Date : 04.02.2025
Sertifika Geçerlilik Tarihi / Certificate Validity Date : 04.02.2026
Sertifika Periyodu / Certificate Period : 1 YEAR / 1 Year

INAS

www.vertacert.com - info@vertacert.com

CE -VERTA-106188
-VERTA-106189

JCENERGY
GENERATOR
JCENERGY
SCAN ME
www.jcbenergy.com
CE -VERTA-106188
-VERTA-106189