


JCB ENERGY ELECTRIC POWER INDUSTRY

📍 MADRID / SPAIN





GENERATOR GENERAL INFORMATION

Generator	Frequency	Voltage	Power Factor	Speed	Diesel Engine		Alternator			Type of	Generator Output		
Model	Hz	V	Cos Q	Rpm	Brand	Model	Brand	Model	Series	Operation	kVA	kW	A
JVP 360	50	231/400	0.8	1500	Volvo Penta	TAD843GE		JCB	270LXA	Standby	360,0	288,0	520,2
										Prime	327,3	261,8	472,9
										Continuous	245,0	196,0	354,2

- Diesel Engines with Advanced Technology and Quality
- Alternators with Advanced Technology and Quality
- Low Exhaust Emission
- Control Panel Suitable for Flexible Application
- Patented Compact Designed and Sound proof Canopy
- Low Operating Cost, Suitable for Heavy-Duty
- Durability, Low Noise Level

- Tropical 50 °C Radiator, First Class Product Support
- Fuel Filter with Water and Particle Separator
- Low Fuel Consumption, Low Oil Consumption
- Global Technical Service and Maintenance Support
- Wide Range of Affordable Spare Parts
- High Quality and Reliable Technology
- Half Century Experience in Generator Manufacturing

STAND BY POWER RATING – (ESP):

ESP is applicable for supplying emergency power for the duration of the utility power outage. No overload capability is available for this rating. Under no condition is an engine allowed to operate in parallel with the public utility at the Stand by Power rating. This rating should be applied where reliable utility power is available. A Stand By rated engine should be sized for a maximum of an 70% average load factor and 200 hours of operation per year. This includes less than 25 hours per year at the Stand by Power rating. Stand By ratings should never be applied except in true emergency power outages. Negotiated power outages contracted with a utility company are not considered an emergency.

PRIME POWER RATING – (PRP):

Applicable for supplying electric power in lieu of commercially purchased power. Prime Power applications must be in the form of one of the following two categories:

UNLIMITED TIME RUNNING PRIME POWER (ULTP):

PRP (Prime Power) is available for an unlimited number of hours per year in a variable load application. Variable load should not exceed a 70% average of the Prime Power rating during any operating period of 250 hours. The total operating time at 100% Prime Power shall not exceed 500 hours per year. A 10% overload capability is available for a period of 1 hour within a 12-hour period of operation. Total operating time at the 10% overload power shall not exceed 25 hours per year.

LIMITED TIME RUNNING PRIME POWER (LTP):

LTP (Limited Time Prime Power) is available for a limited number of hours in a no variable load application. It is intended for use in situations where power outages are contracted, such as in utility power curtailment. Engines may be operated in parallel to the public utility up to 750 hours per year at power levels never to exceed the Prime Power rating. The customer should be aware, however, that the life of any engine will be reduced by this constant high load operation. Any operation

CONTINUOUS POWER RATING (COP):

COP is the power that the engine can continue to use under the prescribed speed and the specified environment condition in the normal maintenance period stipulated in the manufacturing plant. And Continuous Power is applicable for supplying utility power at a constant 100% load for an unlimited number of hours per year. No overload capability is available for this rating.

PAY ATTENTION TO THE POINTS BELOW IN PICKING AND USING THE GENERATOR

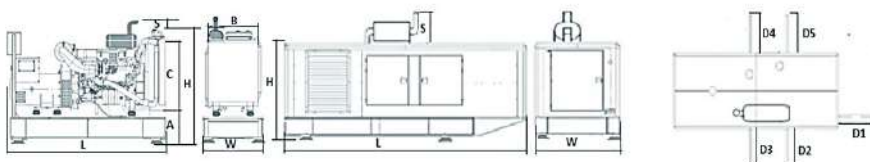
- * Generators can work on Continuous Power at 70% of Prime power value if only all maintenances are done on time with original spare parts and high-quality oils that manufacturer advice.
- * Generators should not operate below 50% of Prime Power value. In such a case, the engine will burn excessive oil and eventually have irreparable damage.
- * If your need is 1000 kVA or above, you should prefer Synchronic Systems with 2-3 generators with failure back up and simultaneous aging.
- * These points will provide advantage for you with purchasing and operating the generator.

GENERATOR DIMENSIONS AND TECHNICAL DRAWINGS



VALUES		OPEN TYPE GENERATOR	CANOPY TYPE GENERATOR
WIDTH	mm	1200	1600
LENGTH	mm	3107	4600
HEIGHT	mm	2103	2280
WEIGHT (NET)	Kg	2850	3734
FUEL TANK CAPACITY	L	673	400

SYMBOL	OPEN	CANOPY
L	3107	4600
W	1200	1600
H	2103	2280
S	210	500
A	880	
B	890	
C	900	
D1		1002
D2		800
D3		800
D4		800
D5		800



PERCENT OF PRIME POWER	FUEL CONSUMPTION
	l/hr
110 %	78,6
100 %	70,8
75 %	52,6
50 %	36,3

DIESEL ENGINE MAIN TECHNICAL PARAMETERS

GENERAL

Number of Cylinders		6
Configuration		Vertical, in line
Aspiration		Turbo Charged & CAC
Combustion System		Direct injection
Compression Ratio		17.5:1
Bore	mm	110
Stroke	mm	135
Displacement	L	7,7
Governing Type		Electronic
Governing Class		G3
Rotation		Counterclockwise
Firing Order		1-5-3-6-2-4
Emission		EU Stage 2

FILTERS

Air Filter		Dry Type, Replaceable
Fuel Filter		Element type, Replaceable
Oil Filter		Element Type, Particulate Trap

ELECTRICAL SYSTEM

Voltage	V	24
Starter	kW	5
Alternator Output Amperes	A	100
Alternator Output Voltage	V	28
Batteries Capacity	Ah	2X105

FAN

Diameter	mm	870
Drive Ratio		1:1
Number of Blades		9
Material		Composite
Type		Blowing

COOLING SYSTEM

Radiator Type	50°C	Tropical
Total Coolant Capacity	L	24
Max. Perm. Coolant Outlet Temperature	°C	105
Max. Perm. Flow Resist. (Cool. System And Piping)	bar	0,5
Max. Temperature of Coolant Warning	°C	98
Max. Temperature of Coolant Shutdown	°C	103
Thermostat Operation Temperature - Initial Open	°C	83
Thermostat Operation Temperature - Full Open	°C	102
Delivery of Coolant Pump	m ³ /h	4,08
Min. Pressure Before Coolant Pump	bar	0,25
Radiator Face Area	m ²	0,65
Rows	Row	2
Matrix Density	Per / Inch	12
Material		Aluminum
Width of Matrix	mm	745
Height of Matrix	mm	873
Pressure Cap Setting	kPa	90
Estimated Cooling Air Flow Reserve	kPa	0,125
Engine Pre Heater-Tube (with Circulation Pump)	W	2000

DIESEL ENGINE MAIN TECHNICAL PARAMETERS

LUBRICATION SYSTEM		
Total System	L	27
Minimum Oil Level	L	20
Nominal Motor Operating Temperature	°C	58
Lubricating Oil Pressure (Rated Speed)	bar	4,5
Relief Valve Opens	kPa	250
Oil / Fuel Consumption Ratio	%	0,03
Normal Oil Temperature	°C	110

DIESEL ENGINE MATCHING PARAMETERS - 50 HZ

50 HZ @ 1500 R/MIN		STAND BY
Gross Engine Power	kW	319,0
Net Engine Power	kW	308,0
Fan Power Consumption (Belt Pulley Driven)	kW	11,0
Other Power Loss	kW	-
Mean Effective Pressure	MPa	2800,00
Intake Air Flow	m ³ / min	16,30
Exhaust Temperature Limit	°C	550
Exhaust Flow	m ³ / min	33,40
Boost Pressure Ratio		26,00
Mean Piston Speed	m / s	6,5
Cooling Fan Air Flow	m ³ / min	240,0
Typical Generator Output Power	kVA	360

HEAT REJECTION		STAND BY
Energy in Fuel (Heat of Combustion)	kW	629,0
Gross Heat to Power	kW	250,0
Energy to Coolant and Lubricating Oil	kW	128,0
Energy to Exhaust	kW	177,0
Heat to Radiation	kW	26,0

ALTERNATOR SPECIFICATIONS



ALTERNATOR TECHNICAL PARAMETERS




Insulation Class	H	Field Control System	Self-Excited
Winding Pitch	2/3 - (N° 6)	A.V.R. Model	Standard AS440
Wires	12	Voltage Regulation	% ± 1
Protection	IP 23	Sustained Short-Circuit Current	10 sec 300% (3 IN)
Altitude	m 1000	Total Harmonic (*) TGH / THC	% < 4
Overspeed	rpm 2250	Wave Form: NEMA = TIF - (*)	< 50
Air Flow	m³/sec. 0.514	Wave Form: I.E.C. = THF - (*)	% < 2
Bearing Drive	N/A -	Bearing Non-Drive	Bearing 6310-2RZ
Rotor Winding	100% Copper	Stator Winding	100% Copper

ALTERNATOR SPECIFICATIONS

50 HZ / 231-400V COSQ 0,8 / 1500 RPM

STANDARD USING ALTERNATOR

OPTIONAL USING ALTERNATOR

BRAND/MODEL		JCB 270LXA				TAL046G			S4L1DD
DUTY		Continuous					Stand By		
AMBIENT	C°	40°C					27°C		
CLASS / TEMP. RISE	C°	H/ 125° K					H/ 163° K		
SERIES STAR	V	380/220	400/231	415/240	1 Phase	380/220	400/231	415/240	1 Phase
PARALLEL STAR	V	190/110	200/115	208/120	220	190/110	200/115	208/120	220
SERIES DELTA	V	220	230	240	230	220	230	240	230
OUTPUT POWER	kVA	318,0	318,0	330,0	-	350,0	350,0	363,0	-
OUTPUT POWER	kW	254,0	254,0	264,0	-	280,0	280,0	290,0	-

CONTROL MODULE ALERTS

Emergency Stop Malfunction
High Generator Frequency
Low Generator frequency, Low Load
Over Current, Unbalanced Current
Low Generator Voltage
High generator Frequency
Phase sequence error
Overload, Heat Sensor Broken
Low Water Level (Optional)
Low Oil Pressure, Reverse Power
Low Water Temperature

Start Error, Stop Error
Magnetic Pickup Error
Charge Alternator Error
Unbalanced Load
Maintenance Time Alarm
Low Speed, High Speed
Broken Oil Sensor Cable
High Oil Temperature (Optional)
Low Fuel Level (Optional), High Battery Voltage
Low Battery Voltage, High Water Temperature
Electronic Can bus Errors (ECU)

CONTROL PANEL SPECIFICATIONS



- Powder Painted Steel Panel with Lockable Door
- ATS (Automatic Transfer Panel)-Optional
- Control Module
- Battery Charger
- Emergency Stop Button
- Terminal Blocks
- Load Output Terminal
- System Protection MSBs
- Circuit Breaker-Optional
- LCD Screen
- Control Relays
- Backlit, 128x64 Pixels

CONTROL MODULE TECHNICAL PARAMETERS

Brand	JOENERGY [®]	Brand	Trans-MIDIAMF.232.GP
Dimensions	120mmx94mm.	Protection Class	IP65 From the Front
Weight	260 gr.	Environmental Conditions	2000 meters above sea level
Ambient Humidity	Max. %90.	Ambient Temperature	-20°C to +70°C
DC Battery Supply Voltage	8 - 32 V	Battery Voltage Measurement	8 – 32 V
Network Frequency	5 - 99,9 Hz	Mains Voltage Measurement	3 - 300 V phase -Neutral, 5 - 99,9 Hz
Generator Voltage Measurement	3 - 300 V	Generator Frequency	5 - 99,9 Hz
Current Transformer Secondary	5A	Working Period	Continuous
Charge Alternator Voltage Measurement	8 - 32 V	Charge Alternator Excitation	210mA &12V, 105mA &24V Nominal 2.5W
Communication Interface	RS-232	Analog Sender Measurement	0 - 1300ohm
Generator Contactor Relay Output	5A & 250V	Mains Contactor Relay Output	5A & 250V
Solenoid Transistor Outputs	1A with DC Supply	Start Transistor Outputs	1A with DC Supply
Configurable-3 Transistor Outputs	1A with DC Supply	Configurable-4 Transistor Outputs	1A with DC Supply

CONTROL MODULE FUNCTION



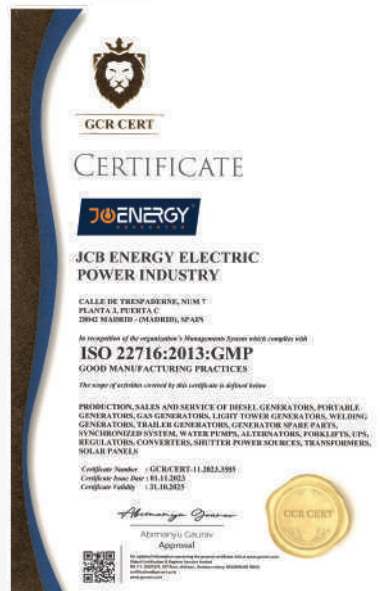
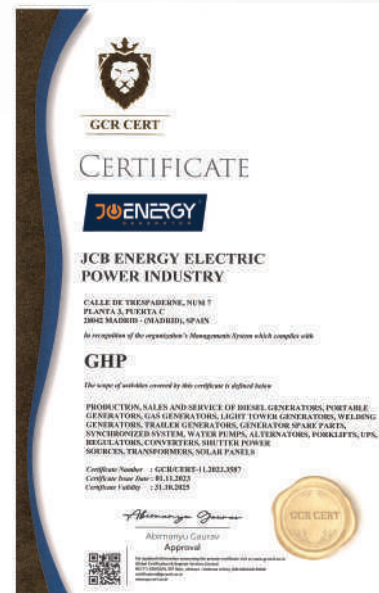
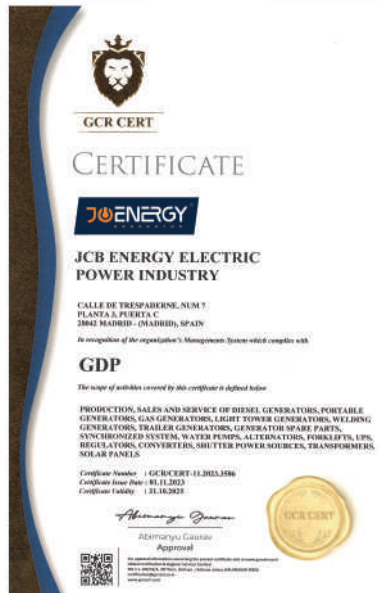
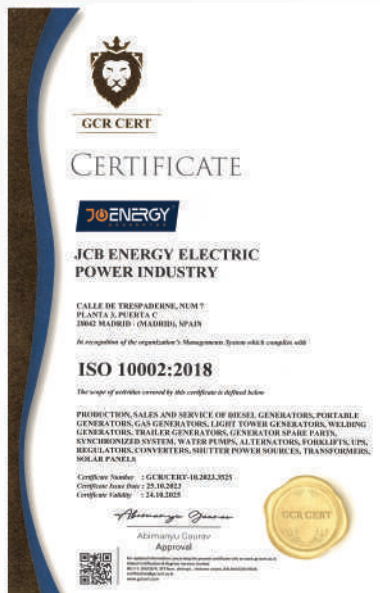
Mains Voltage Level Control	Generator Voltage Level Control	3 Phase Generator Protections	3 Phase AMF Function	Alarm Horn
Network Frequency Level Control	Generator Frequency level Control	- High / Low Voltage	- High / Low Frequency	Heater Tube Thermostat Control
Engine Operating Option Control	Generator Current Level Control	- High / Low Frequency	- High / Low Voltage	Modbus and SNMP
Engine Stop Option Control	Generator Powder Level Control	- Current / Voltage Asymmetry	- High / Low Water Temperature	Working Hour
Engine Speed (RPM) Level Control	Generator work Schedule and Timing Control	- Overcurrent / Overload	- High / Low Load	Ground Leakage
Battery Voltage Options Times	Oil Pressure Controllers Control	Overheat Control	Mains., Generator ATS Control	Analog Modem
Check Engine Maintenance Times	Configurable Analog Inputs and Outputs	1 Phase or 3 Phase, Phase Selection	Network, Voltage, Frequency Display	Ethernet, USB, RS232, RS485
Communication Interfaces GPRS, GSM	Keeping Error Records of Past Events	Parameter Setting via Control Module	Parameter Setting via Computer	Selectable Protection Alarm / Shutdown
Engine Speed, Voltage, Earning	Configurable Programmable Digital Inputs and Outputs	Water Temperature Current and Frequency	Hours of Operation Phase sequence	Battery Voltage Oil Pressure

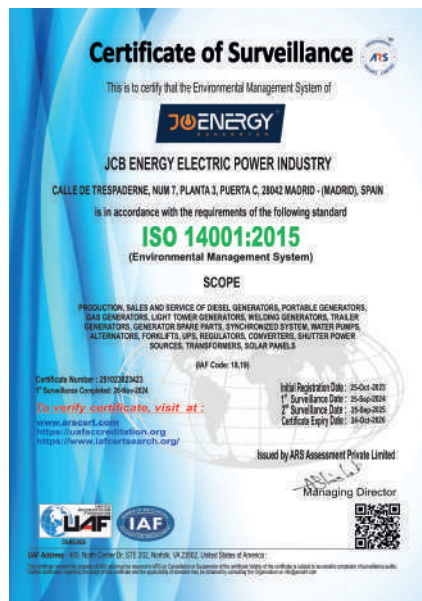
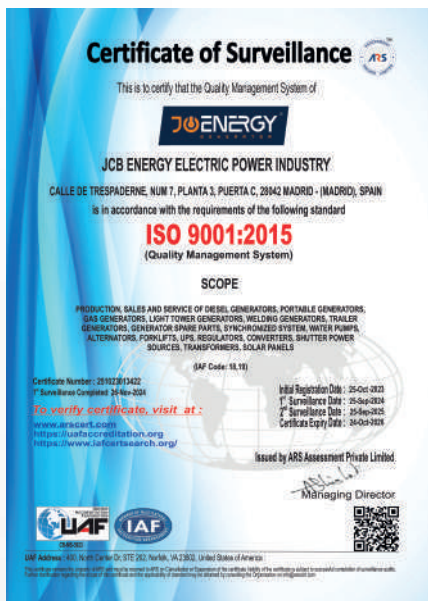
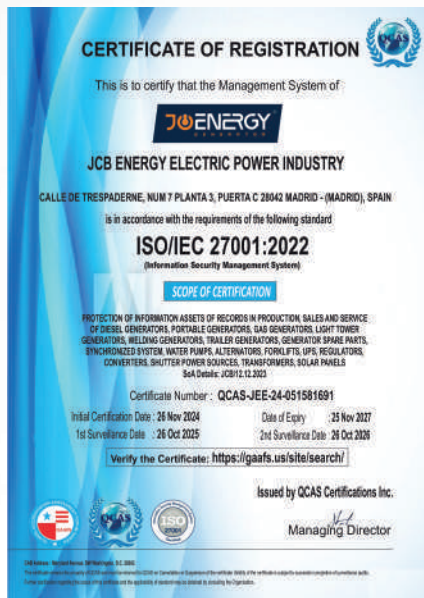
SOUND PROOF CANOPY AND BASE FRAME (CHASIS) SPECIFICATIONS



- Special, Registered JCB Energy Design and Colour
- A1 Quality DKP / HRU / Galvanized Steel
- Sensitive Twist on Automatic Press Brake
- Delicate Cut on Automatic Punch and Laser Bench
- Sensitive Welding on Robotic Welding Bench
- Chemical Cleaning Nano Technology Before Painting
- Robotic Painting with Electrostatic Powder Paint
- Drying and stabilizing on 200 °C Ovens
- 1500 Hour Salt Test
- Glass wool Isolation, A1 Class Material -50/+500 °C
- Special Covering Over Glass Wool
- Best Sound Level (in DbA)
- Temperature Tests
- Rustproof Accessories
- Cable Exit Connectors and Glands
- Emergency Stop Button
- Fuel Level Gauge
- Fuel Drain Cap
- Fuel Inlet and Return Records
- I permeability Test for Fuel Tank
- Vacuumed Rubber Mounted
- High Quality weatherstrips
- High Quality Shock Absorbers
- Fuel Filling Cap (with ventilation)
- Lifting and Carrying Equipment
- Internal Exhaust Mufflers (Silencers)
- External Exhaust Mufflers (Silencers)
- Radiator water Filling Cap
- Daily Fuel Tank, External Fuel Tank

OUR CERTIFICATES







This is to certify that the management system of
**HD Hyundai Infracore Co., Ltd. Head Office &
 Incheon Plant**
 489, Injung-ro, Dong-gu, Incheon, 22502, Republic of Korea
 and the sites as mentioned in the appendix accompanying this certificate

This certificate is valid for the following scope:
Design, Development, Manufacture, Servicing of Internal Combustion Engine for use in Marine Industry, General Industry and Automotive Industry, and Earth Moving Equipment(Excavator, Wheel Loader, Dozer).
Testing of Earth Moving Equipment(Excavator and Wheel Loader).


ACCREDITED UNIT: DNV Business Assurance B.V., Zoeterwoude 1, 2044 LG, Basseboord, Netherlands - TDL: +31(0)202222800, www.dnv.com/assurance



This is to certify that the management system of
**HD Hyundai Infracore Co., Ltd. Head Office &
 Incheon Plant**
 489, Injung-ro, Dong-gu, Incheon, 22502, Republic of Korea
 and the sites as mentioned in the appendix accompanying this certificate


This certificate is valid for the following scope:
Design, Development, Manufacture, Servicing of Internal Combustion Engine for use in Marine Industry, General Industry and Automotive Industry, and Earth Moving Equipment(Excavator, Wheel Loader, Dozer).
Testing of Earth Moving Equipment(Excavator and Wheel Loader).

ACCREDITED UNIT: DNV Business Assurance B.V., Zeehoeweg 1, 2994 LB, Barendrecht, Netherlands - TEL: +31(0)20292580, www.dnv.com/assurance



JCB ENERGY ELECTRIC POWER INDUSTRY S.A., a Company with Tax ID: Number B13075594, and its registered office at street Trepadarnu no. 7, 26042 Măduliș is registered on May 2024, under the heading of the 1st Section, companies of the Economic Activities Tax Treaty Number 342 to perform the following activity:

In witness whereof, for the appropriate purpose, I have issued and signed this Certificate, to which I affix the stamp of this Chamber, in Madrid on 26 July 2004.



PRIMERO.- Que la compañía JCB ENERGY ELECTRIC POWER INDUSTRY S.L., es una sociedad mercantil de nacionalidad española, constituida mediante escritura pública de fecha 23 de junio de 2023, ratificada por don José María Marín Vázquez, Notario del Ilustre Colegio de Madrid con el número 1.251 de orden de su protocolo, e inscrita en el Registro Mercantil al Tomo 45.404, Folio 40, Hoja M-799.075, inscripción 1ª.

*Actividad principal 27.11. Fabricación de motores, generadores y transformadores eléctricos.

CUANDO - Que según consta en la escritura de constitución citada en párrafos anteriores, la compañía **KB ENERGY ELECTRIC POWER INDUSTRY S.S.**, opta por el sistema de Administración (Unico y no por tiempo indefinido a Don Mohamed A El Masri), con Número de Identidad Extranjero Y60483279, para que actúe en nombre y representación de la mercantil, con cuantas facultades legales y estatutariamente correspondan a dicho cargo, procediendo el administrador nombrado a la aceptación del mismo.

QUINTO.- Que la compañía JCB ENERGY ELECTRIC POWER INDUSTRY S.L., con domicilio en calle Trespaderne número 7, 28042 Madrid y provista de Número de Identificación Fiscal B13975594, consta dada de alta en el grupo/epígrafe 342 de la Sección I empresarial de las Tarifas del Impuesto sobre Actividades Económicas, que faculta para ejercer la actividad "Fabricación de material eléctrico de utilización y equipamiento".



CE DECLARATION OF CONFORMITY

JCB ENERGY ELECTRIC POWER INDUSTRY SL
C/ALFONSO MARQUERIE, NÚMERO 35. PUERTA A. PLANTA 3 MADRID 28004 MADRID

Description Of The Product: GENERATOR AND PUMP

Product Brand/Model/Type: DIESEL GENERATORS, GAS GENERATORS, PORTABLE GENERATORS, LIGHT TOWERS, WATER PUMPS, HORNIFT, UPS, REGULATORS, CONVERTERS, ALTERNATORS, WELDING GENERATORS, TRAILER GENERATORS, SHUTTER POWER SOURCES

Applicable Hazardous Materials: (88) DQ 11180200, 1N DQ 8128-11, 2016, 4/15/16, 10/16, 11/16, 12/16, 1/17, 2/17, 3/17, 4/17, 5/17, 6/17, 7/17, 8/17, 9/17, 10/17, 11/17, 12/17, 1/18, 2/18, 3/18, 4/18, 5/18, 6/18, 7/18, 8/18, 9/18, 10/18, 11/18, 12/18, 1/19, 2/19, 3/19, 4/19, 5/19, 6/19, 7/19, 8/19, 9/19, 10/19, 11/19, 12/19, 1/20, 2/20, 3/20, 4/20, 5/20, 6/20, 7/20, 8/20, 9/20, 10/20, 11/20, 12/20, 1/21, 2/21, 3/21, 4/21, 5/21, 6/21, 7/21, 8/21, 9/21, 10/21, 11/21, 12/21, 1/22, 2/22, 3/22, 4/22, 5/22, 6/22, 7/22, 8/22, 9/22, 10/22, 11/22, 12/22, 1/23, 2/23, 3/23, 4/23, 5/23, 6/23, 7/23, 8/23, 9/23, 10/23, 11/23, 12/23, 1/24, 2/24, 3/24, 4/24, 5/24, 6/24, 7/24, 8/24, 9/24, 10/24, 11/24, 12/24, 1/25, 2/25, 3/25, 4/25, 5/25, 6/25, 7/25, 8/25, 9/25, 10/25, 11/25, 12/25, 1/26, 2/26, 3/26, 4/26, 5/26, 6/26, 7/26, 8/26, 9/26, 10/26, 11/26, 12/26, 1/27, 2/27, 3/27, 4/27, 5/27, 6/27, 7/27, 8/27, 9/27, 10/27, 11/27, 12/27, 1/28, 2/28, 3/28, 4/28, 5/28, 6/28, 7/28, 8/28, 9/28, 10/28, 11/28, 12/28, 1/29, 2/29, 3/29, 4/29, 5/29, 6/29, 7/29, 8/29, 9/29, 10/29, 11/29, 12/29, 1/30, 2/30, 3/30, 4/30, 5/30, 6/30, 7/30, 8/30, 9/30, 10/30, 11/30, 12/30, 1/31, 2/31, 3/31, 4/31, 5/31, 6/31, 7/31, 8/31, 9/31, 10/31, 11/31, 12/31, 1/32, 2/32, 3/32, 4/32, 5/32, 6/32, 7/32, 8/32, 9/32, 10/32, 11/32, 12/32, 1/33, 2/33, 3/33, 4/33, 5/33, 6/33, 7/33, 8/33, 9/33, 10/33, 11/33, 12/33, 1/34, 2/34, 3/34, 4/34, 5/34, 6/34, 7/34, 8/34, 9/34, 10/34, 11/34, 12/34, 1/35, 2/35, 3/35, 4/35, 5/35, 6/35, 7/35, 8/35, 9/35, 10/35, 11/35, 12/35, 1/36, 2/36, 3/36, 4/36, 5/36, 6/36, 7/36, 8/36, 9/36, 10/36, 11/36, 12/36, 1/37, 2/37, 3/37, 4/37, 5/37, 6/37, 7/37, 8/37, 9/37, 10/37, 11/37, 12/37, 1/38, 2/38, 3/38, 4/38, 5/38, 6/38, 7/38, 8/38, 9/38, 10/38, 11/38, 12/38, 1/39, 2/39, 3/39, 4/39, 5/39, 6/39, 7/39, 8/39, 9/39, 10/39, 11/39, 12/39, 1/40, 2/40, 3/40, 4/40, 5/40, 6/40, 7/40, 8/40, 9/40, 10/40, 11/40, 12/40, 1/41, 2/41, 3/41, 4/41, 5/41, 6/41, 7/41, 8/41, 9/41, 10/41, 11/41, 12/41, 1/42, 2/42, 3/42, 4/42, 5/42, 6/42, 7/42, 8/42, 9/42, 10/42, 11/42, 12/42, 1/43, 2/43, 3/43, 4/43, 5/43, 6/43, 7/43, 8/43, 9/43, 10/43, 11/43, 12/43, 1/44, 2/44, 3/44, 4/44, 5/44, 6/44, 7/44, 8/44, 9/44, 10/44, 11/44, 12/44, 1/45, 2/45, 3/45, 4/45, 5/45, 6/45, 7/45, 8/45, 9/45, 10/45, 11/45, 12/45, 1/46, 2/46, 3/46, 4/46, 5/46, 6/46, 7/46, 8/46, 9/46, 10/46, 11/46, 12/46, 1/47, 2/47, 3/47, 4/47, 5/47, 6/47, 7/47, 8/47, 9/47, 10/47, 11/47, 12/47, 1/48, 2/48, 3/48, 4/48, 5/48, 6/48, 7/48, 8/48, 9/48, 10/48, 11/48, 12/48, 1/49, 2/49, 3/49, 4/49, 5/49, 6/49, 7/49, 8/49, 9/49, 10/49, 11/49, 12/49, 1/50, 2/50, 3/50, 4/50, 5/50, 6/50, 7/50, 8/50, 9/50, 10/50, 11/50, 12/50, 1/51, 2/51, 3/51, 4/51, 5/51, 6/51, 7/51, 8/51, 9/51, 10/51, 11/51, 12/51, 1/52, 2/52, 3/52, 4/52, 5/52, 6/52, 7/52, 8/52, 9/52, 10/52, 11/52, 12/52, 1/53, 2/53, 3/53, 4/53, 5/53, 6/53, 7/53, 8/53, 9/53, 10/53, 11/53, 12/53, 1/54, 2/54, 3/54, 4/54, 5/54, 6/54, 7/54, 8/54, 9/54, 10/54, 11/54, 12/54, 1/55, 2/55, 3/55, 4/55, 5/55, 6/55, 7/55, 8/55, 9/55, 10/55, 11/55, 12/55, 1/56, 2/56, 3/56, 4/56, 5/56, 6/56, 7/56, 8/56, 9/56, 10/56, 11/56, 12/56, 1/57, 2/57, 3/57, 4/57, 5/57, 6/57, 7/57, 8/57, 9/57, 10/57, 11/57, 12/57, 1/58, 2/58, 3/58, 4/58, 5/58, 6/58, 7/58, 8/58, 9/58, 10/58, 11/58, 12/58, 1/59, 2/59, 3/59, 4/59, 5/59, 6/59, 7/59, 8/59, 9/59, 10/59, 11/59, 12/59, 1/60, 2/60, 3/60, 4/60, 5/60, 6/60, 7/60, 8/60, 9/60, 10/60, 11/60, 12/60, 1/61, 2/61, 3/61, 4/61, 5/61, 6/61, 7/61, 8/61, 9/61, 10/61, 11/61, 12/61, 1/62, 2/62, 3/62, 4/62, 5/62, 6/62, 7/62, 8/62, 9/62, 10/62, 11/62, 12/62, 1/63, 2/63, 3/63, 4/63, 5/63, 6/63, 7/63, 8/63, 9/63, 10/63, 11/63, 12/63, 1/64, 2/64, 3/64, 4/64, 5/64, 6/64, 7/64, 8/64, 9/64, 10/64, 11/64, 12/64, 1/65, 2/65, 3/65, 4/65, 5/65, 6/65, 7/65, 8/65, 9/65, 10/65, 11/65, 12/65, 1/66, 2/66, 3/66, 4/66, 5/66, 6/66, 7/66, 8/66, 9/66, 10/66, 11/66, 12/66, 1/67, 2/67, 3/67, 4/67, 5/67, 6/67, 7/67, 8/67, 9/67, 10/67, 11/67, 12/67, 1/68, 2/68, 3/68, 4/68, 5/68, 6/68, 7/68, 8/68, 9/68, 10/68, 11/68, 12/68, 1/69, 2/69, 3/69, 4/69, 5/69, 6/69, 7/69, 8/69, 9/69, 10/69, 11/69, 12/69, 1/70, 2/70, 3/70, 4/70, 5/70, 6/70, 7/70, 8/70

Applicable EC Directives: 1989/25/EEC MACHINERY DIRECTIVE
2002/95/EC ROHS (RESTRICTED SUBSTANCES) COMPARABILITY DIRECTIVE

Type / Model: - ION SERIES, JCP SERIES, JCD SERIES, JCC SERIES, JWP SERIES, JOD SERIES, JWS

SHARES, IPO SHARES, IPO SHARES, ILY SHARES, MWM SHARES, NIP SHARES, IPO SHARES, APC SHARES, XCH SHARES, XCH SHARES, IPO SHARES.

[illegible]

† Figures cannot be stated in absolute terms, although the size and composition, including gross margins, will vary greatly. This document is prepared independently by IFA to IFA members for internal discussion.



CE DECLARATION OF CONFORMITY

JCB ENERGY ELECTRIC POWER INDUSTRY SL

Description Of The Product	PERATE CONSULTING
----------------------------	-------------------

Available Normed Standards : TS EN ISO 9001 & TS EN ISO 14001

Applicable CC Descriptions: (SEE REGULATION AND NO

© 2000 Blackwell Science Ltd, *Journal of Internal Medicine* 247: 101–107

[illegible]

Accepted for publication 12 November 2013



© 2004 by The McGraw-Hill Companies, Inc. All rights reserved. This publication is intended to provide accurate and authoritative information in regard to the subject matter covered. It is sold with the understanding that the publisher is not engaged in rendering any accounting, legal, or other professional service. If such service is required, the assistance of a competent professional person should be sought. The statements and opinions expressed in this publication are those of the authors and are not necessarily endorsed by the publisher.



Abstract



JCBENERGY
GENERATOR



CE -VERTA-106188
-VERTA-106189

www.jcbenergy.com