

# JCB ENERGY ELECTRIC POWER INDUSTRY

📍 MADRID / SPAIN





## GENERATOR GENERAL INFORMATION

GENERATOR	FREQUENCY	VOLTAGE	POWER FACTOR	SPEED	DIESEL ENGINE	ALTERNATOR				TYPE OF	GENERATOR OUTPUT		
Model	Hz	V	Cos Q	Rpm	Brand	Model	Brand	Model	Series	Operation	kVA	kW	A
JVP 220	50	231/400	0.8	1500	Volvo Penta	TAD733GE	JO ENERGY	JCB	270M1	Standby	220,0	176,0	317,9
										Prime	200,0	160,0	289,0
										Continuous	140,0	112,0	202,3

- Diesel Engines with Advanced Technology and Quality
- Alternators with Advanced Technology and Quality
- Low Exhaust Emission
- Control Panel Suitable for Flexible Application
- Patented Compact Designed and Sound proof Canopy
- Low Operating Cost, Suitable for Heavy-Duty
- Durability, Low Noise Level

- Tropical 50 °C Radiator, First Class Product Support
- Fuel Filter with Water and Particle Separator
- Low Fuel Consumption, Low Oil Consumption
- Global Technical Service and Maintenance Support
- Wide Range of Affordable Spare Parts
- High Quality and Reliable Technology
- Half Century Experience in Generator Manufacturing

### STAND BY POWER RATING – (ESP):

ESP is applicable for supplying emergency power for the duration of the utility power outage. No overload capability is available for this rating. Under no condition is an engine allowed to operate in parallel with the public utility at the Stand by Power rating. This rating should be applied where reliable utility power is available. A Stand By rated engine should be sized for a maximum of an 70% average load factor and 200 hours of operation per year. This includes less than 25 hours per year at the Stand by Power rating. Stand By ratings should never be applied except in true emergency power outages. Negotiated power outages contracted with a utility company are not considered an emergency.

### PRIME POWER RATING – (PRP):

Applicable for supplying electric power in lieu of commercially purchased power. Prime Power applications must be in the form of one of the following two categories:

#### UNLIMITED TIME RUNNING PRIME POWER (ULTP):

PRP (Prime Power) is available for an unlimited number of hours per year in a variable load application. Variable load should not exceed a 70% average of the Prime Power rating during any operating period of 250 hours. The total operating time at 100% Prime Power shall not exceed 500 hours per year. A 10% overload capability is available for a period of 1 hour within a 12-hour period of operation. Total operating time at the 10% overload power shall not exceed 25 hours per year.

#### LIMITED TIME RUNNING PRIME POWER (LTP):

LTP (Limited Time Prime Power) is available for a limited number of hours in a no variable load application. It is intended for use in situations where power outages are contracted, such as in utility power curtailment. Engines may be operated in parallel to the public utility up to 750 hours per year at power levels never to exceed the Prime Power rating. The customer should be aware, however, that the life of any engine will be reduced by this constant high load operation. Any operation

#### CONTINUOUS POWER RATING (COP):

COP is the power that the engine can continue to use under the prescribed speed and the specified environment condition in the normal maintenance period stipulated in the manufacturing plant. And Continuous Power is applicable for supplying utility power at a constant 100% load for an unlimited number of hours per year. No overload capability is available for this rating.

## PAY ATTENTION TO THE POINTS BELOW IN PICKING AND USING THE GENERATOR

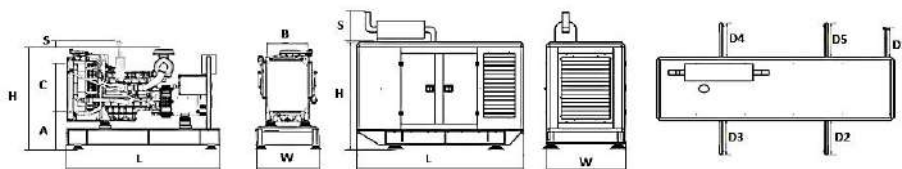
- \* Generators can work on Continuous Power at 70% of Prime power value if only all maintenances are done on time with original spare parts and high-quality oils that manufacturer advice.
- \* Generators should not operate below 50% of Prime Power value. In such a case, the engine will burn excessive oil and eventually have irreparable damage.
- \* If your need is 1000 kVA or above, you should prefer Synchronic Systems with 2-3 generators with failure back up and simultaneous aging.
- \* These points will provide advantage for you with purchasing and operating the generator.

## GENERATOR DIMENSIONS AND TECHNICAL DRAWINGS



VALUES		OPEN TYPE GENERATOR	CANOPY TYPE GENERATOR
WIDTH	mm	1003	1110
LENGTH	mm	2400	2960
HEIGHT	mm	1885	1727
WEIGHT (NET)	Kg	1760	2190
FUEL TANK CAPACITY	L	256	376

SYMBOL	OPEN	CANOPY
L	2400	2960
W	1003	1110
H	1885	1727
S	87	500
A	317	
B	707	
C	1013	
D1		520
D2		604
D3		604
D4		604
D5		604



PERCENT OF PRIME POWER	FUEL CONSUMPTION
	l/hr
110 %	50,3
100 %	45,7
75 %	34,4
50 %	23,8

## DIESEL ENGINE MAIN TECHNICAL PARAMETERS

### GENERAL

Number of Cylinders		6
Configuration		Vertical, in line
Aspiration		Turbo Charged & CAC
Combustion System		Direct injection
Compression Ratio		18:1
Bore	mm	108
Stroke	mm	130
Displacement	L	7,15
Governing Type		Electronic
Governing Class		G3
Rotation		Counterclockwise
Firing Order		1-5-3-6-2-4
Emission		EU Stage 2

### FILTERS

Air Filter		Dry Type, Replaceable
Fuel Filter		Element type, Replaceable
Oil Filter		Element Type, Particulate Trap

### ELECTRICAL SYSTEM

Voltage	V	24
Starter	kW	5,5
Alternator Output Amperes	A	35
Alternator Output Voltage	V	28
Batteries Capacity	Ah	2x85

### FAN

Diameter	mm	770
Drive Ratio		1:1
Number of Blades		9
Material		Composite
Type		Blowing

### COOLING SYSTEM

Radiator Type	50°C	Tropical
Total Coolant Capacity	L	39
Max. Perm. Coolant Outlet Temperature	°C	105
Max. Perm. Flow Resist. (Cool. System And Piping)	bar	0,5
Max. Temperature of Coolant Warning	°C	98
Max. Temperature of Coolant Shutdown	°C	103
Thermostat Operation Temperature - Initial Open	°C	87
Thermostat Operation Temperature - Full Open	°C	102
Delivery of Coolant Pump	m <sup>3</sup> /h	3,00
Min. Pressure Before Coolant Pump	bar	0,25
Radiator Face Area	m <sup>2</sup>	0,716
Rows	Row	2
Matrix Density	Per / Inch	12
Material		Aluminum
Width of Matrix	mm	707
Height of Matrix	mm	10013
Pressure Cap Setting	kPa	90
Estimated Cooling Air Flow Reserve	kPa	0,125
Engine Pre Heater-Tube (with Circulation Pump)	W	2000



## DIESEL ENGINE MAIN TECHNICAL PARAMETERS

LUBRICATION SYSTEM		
Total System	L	34
Minimum Oil Level	L	24
Nominal Motor Operating Temperature	°C	45
Lubricating Oil Pressure (Rated Speed)	bar	5,2
Relief Valve Opens	kPa	300
Oil / Fuel Consumption Ratio	%	0,08
Normal Oil Temperature	°C	110

## DIESEL ENGINE MATCHING PARAMETERS - 50 HZ

50 HZ @ 1500 R/MIN		STAND BY
Gross Engine Power	kW	201,0
Net Engine Power	kW	195,0
Fan Power Consumption (Belt Pulley Driven)	kW	6,1
Other Power Loss	kW	-
Mean Effective Pressure	MPa	2200,00
Intake Air Flow	m <sup>3</sup> / min	12,40
Exhaust Temperature Limit	°C	530
Exhaust Flow	m <sup>3</sup> / min	37,20
Boost Pressure Ratio		20,00
Mean Piston Speed	m / s	6,5
Cooling Fan Air Flow	m <sup>3</sup> / min	162,0
Typical Generator Output Power	kVA	225,5

HEAT REJECTION		STAND BY
Energy in Fuel (Heat of Combustion)	kW	524,0
Gross Heat to Power	kW	201,0
Energy to Coolant and Lubricating Oil	kW	96,0
Energy to Exhaust	kW	165,0
Heat to Radiation	kW	20,0

## ALTERNATOR SPECIFICATIONS



### ALTERNATOR TECHNICAL PARAMETERS

Insulation Class	H	Field Control System	Self-Excited
Winding Pitch	2/3 - (N° 6)	A.V.R. Model	Standard SX460
Wires	12	Voltage Regulation	% ± 1
Protection	IP 23	Sustained Short-Circuit Current	10 sec 300% (3 IN)
Altitude	m 1000	Total Harmonic (*) TGH / THC	% < 4
Overspeed	rpm 2250	Wave Form: NEMA = TIF - (*)	< 50
Air Flow	m³/sec. 0.514	Wave Form: I.E.C. = THF - (*)	% < 2
Bearing Drive	N/A -	Bearing Non-Drive	Bearing 6310-2RZ
Rotor Winding	100% Copper	Stator Winding	100% Copper

## ALTERNATOR SPECIFICATIONS

50 HZ / 231-400V COSQ 0,8 / 1500 RPM

### STANDARD USING ALTERNATOR

### OPTIONAL USING ALTERNATOR

BRAND/MODEL



JCB 270M1



TAL044M



UC274H

DUTY

Continuous

Stand By

AMBIENT

C°

40°C

27°C

CLASS / TEMP. RISE

C°

H/ 125° K

H/ 163° K

SERIES STAR

V

380/220

400/231

415/240

1 Phase

380/220

400/231

415/240

1 Phase

PARALLEL STAR

V

190/110

200/115

208/120

220

190/110

200/115

208/120

220

SERIES DELTA

V

220

230

240

230

220

230

240

230

OUTPUT POWER

kVA

214,0

214,0

222,0

-

235,0

235,0

244,0

-

OUTPUT POWER

kW

171,0

171,0

178,0

-

188,0

188,0

195,0

-

## CONTROL MODULE ALERTS

Emergency Stop Malfunction  
High Generator Frequency  
Low Generator frequency, Low Load  
Over Current, Unbalanced Current  
Low Generator Voltage  
High generator Frequency  
Phase sequence error  
Overload, Heat Sensor Broken  
Low Water Level (Optional)  
Low Oil Pressure, Reverse Power  
Low Water Temperature

Start Error, Stop Error  
Magnetic Pickup Error  
Charge Alternator Error  
Unbalanced Load  
Maintenance Time Alarm  
Low Speed, High Speed  
Broken Oil Sensor Cable  
High Oil Temperature (Optional)  
Low Fuel Level (Optional), High Battery Voltage  
Low Battery Voltage, High Water Temperature  
Electronic Can bus Errors (ECU)

## CONTROL PANEL SPECIFICATIONS



- Powder Painted Steel Panel with Lockable Door
- ATS (Automatic Transfer Panel)-Optional
- Control Module
- Battery Charger
- Emergency Stop Button
- Terminal Blocks
- Load Output Terminal
- System Protection MSBs
- Circuit Breaker-Optional
- LCD Screen
- Control Relays
- Backlit, 128x64 Pixels

## CONTROL MODULE TECHNICAL PARAMETERS

Brand	JO ENERGY	Brand	Trans-MIDIAMF.232.GP
Dimensions	120mmx94mm.	Protection Class	IP65 From the Front
Weight	260 gr.	Environmental Conditions	2000 meters above sea level
Ambient Humidity	Max. %90.	Ambient Temperature	-20°C to +70°C
DC Battery Supply Voltage	8 - 32 V	Battery Voltage Measurement	8 – 32 V
Network Frequency	5 - 99,9 Hz	Mains Voltage Measurement	3 - 300 V phase -Neutral, 5 - 99,9 Hz
Generator Voltage Measurement	3 - 300 V	Generator Frequency	5 - 99,9 Hz
Current Transformer Secondary	5A	Working Period	Continuous
Charge Alternator Voltage Measurement	8 - 32 V	Charge Alternator Excitation	210mA &12V, 105mA &24V Nominal 2.5W
Communication Interface	RS-232	Analog Sender Measurement	0 - 1300ohm
Generator Contactor Relay Output	5A & 250V	Mains Contactor Relay Output	5A & 250V
Solenoid Transistor Outputs	1A with DC Supply	Start Transistor Outputs	1A with DC Supply
Configurable-3 Transistor Outputs	1A with DC Supply	Configurable-4 Transistor Outputs	1A with DC Supply

## CONTROL MODULE FUNCTION

Mains Voltage Level Control	Generator Voltage Level Control	3 Phase Generator Protections	3 Phase AMF Function	Alarm Horn
Network Frequency Level Control	Generator Frequency level Control	- High / Low Voltage	- High / Low Frequency	Heater Tube Thermostat Control
Engine Operating Option Control	Generator Current Level Control	- High / Low Frequency	- High / Low Voltage	Modbus and SNMP
Engine Stop Option Control	Generator Powder Level Control	- Current / Voltage Asymmetry	- High / Low Water Temperature	Working Hour
Engine Speed (RPM) Level Control	Generator work Schedule and Timing Control	- Overcurrent / Overload	- High / Low Load	Ground Leakage
Battery Voltage Options Times	Oil Pressure Controllers Control	Overheat Control	Mains., Generator ATS Control	Analog Modem
Check Engine Maintenance Times	Configurable Analog Inputs and Outputs	1 Phase or 3 Phase, Phase Selection	Network, Voltage, Frequency Display	Ethernet, USB, RS232, RS485
Communication Interfaces GPRS, GSM	Keeping Error Records of Past Events	Parameter Setting via Control Module	Parameter Setting via Computer	Selectable Protection Alarm / Shutdown
Engine Speed, Voltage, Earning	Configurable Programmable Digital Inputs and Outputs	Water Temperature Current and Frequency	Hours of Operation Phase sequence	Battery Voltage Oil Pressure


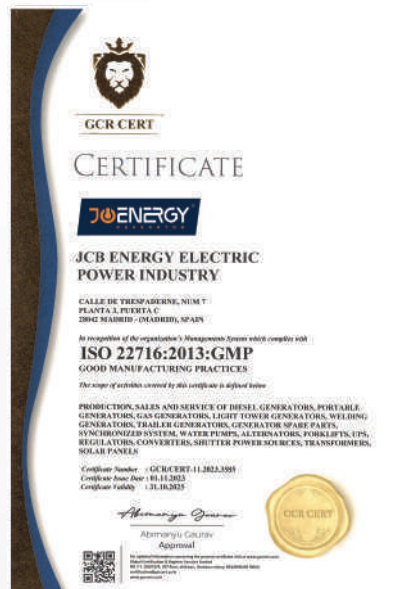

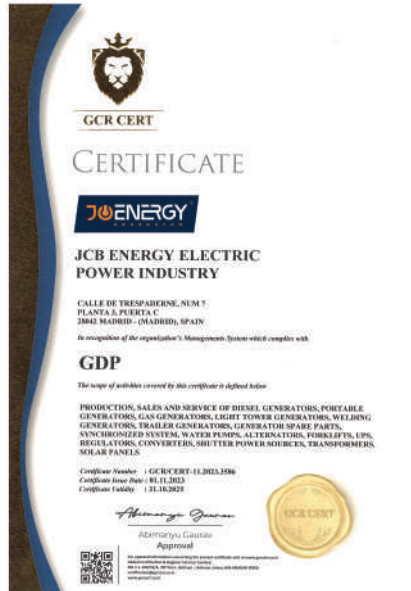
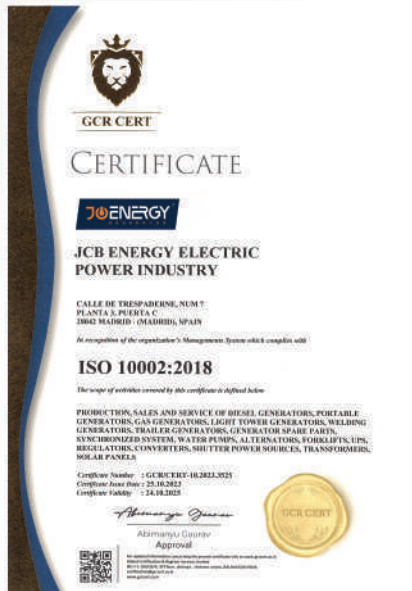
## SOUND PROOF CANOPY AND BASE FRAME (CHASIS) SPECIFICATIONS

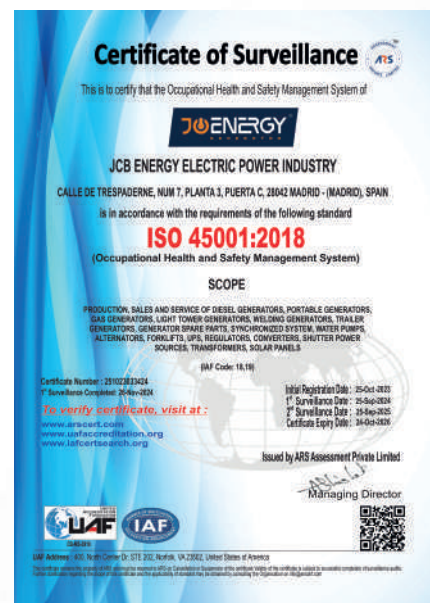
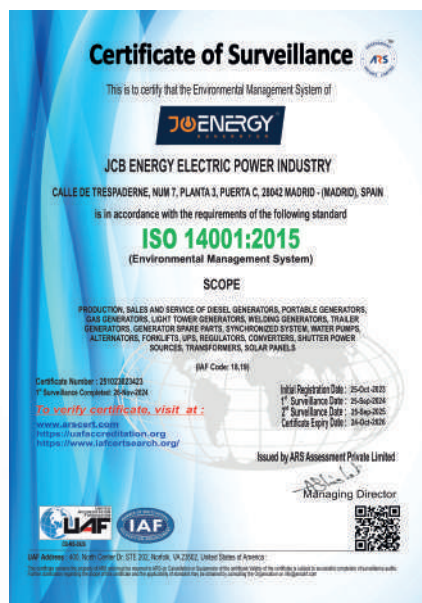
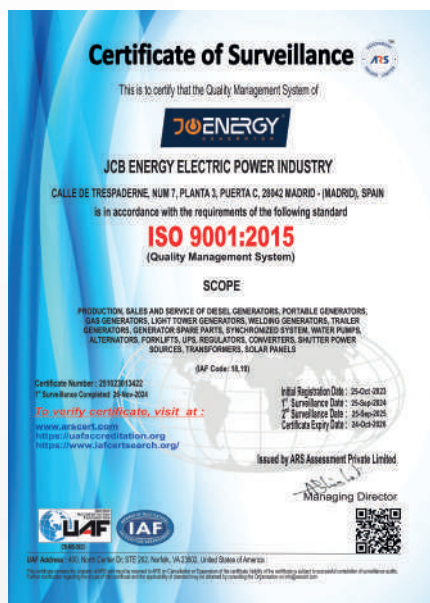


- Special, Registered JCB Energy Design and Colour
- A1 Quality DKP / HRU / Galvanized Steel
- Sensitive Twist on Automatic Press Brake
- Delicate Cut on Automatic Punch and Laser Bench
- Sensitive Welding on Robotic Welding Bench
- Chemical Cleaning Nano Technology Before Painting
- Robotic Painting with Electrostatic Powder Paint
- Drying and stabilizing on 200 °C Ovens
- 1500 Hour Salt Test
- Glass wool Isolation, A1 Class Material -50/+500 °C
- Special Covering Over Glass Wool
- Best Sound Level (in DbA)
- Temperature Tests
- Rustproof Accessories
- Cable Exit Connectors and Glands
- Emergency Stop Button
- Fuel Level Gauge
- Fuel Drain Cap
- Fuel Inlet and Return Records
- I permeability Test for Fuel Tank
- Vacuumed Rubber Mounted
- High Quality weatherstrips
- High Quality Shock Absorbers
- Fuel Filling Cap (with ventilation)
- Lifting and Carrying Equipment
- Internal Exhaust Mufflers (Silencers)
- External Exhaust Mufflers (Silencers)
- Radiator water Filling Cap
- Daily Fuel Tank, External Fuel Tank



# OUR CERTIFICATES





# MANAGEMENT SYSTEM CERTIFICATE

Certificate no.: 2372284

Initial certification date: 14 August 2021

Valid: 14 October 2021 – 13 October 2026

This is to certify that the management system of **HD Hyundai Infracore Co., Ltd. Head Office & Incheon Plant** 489, Injung-ro, Dong-gu, Incheon, 22502, Republic of Korea and the sites as mentioned in the appendix accompanying this certificate

has been found to conform to the Environmental Management System standard: **ISO 14001:2015**

This certificate is valid for the following scope: **Design, Development, Manufacture, Servicing of Internal Combustion Engine for use in Marine Industry, General Industry and Automotive Industry, and Earth Moving Equipment (Excavator, Wheel Loader, Dozer), Testing of Earth Moving Equipment (Excavator and Wheel Loader).**

Place and date:  
Buenos Aires, 09 October 2021

For the issuing office:  
DNV Business Assurance  
Responsible: DNV LB Buenos Aires, Netherlands

For the client:  
Management Representative

Limit of liability of conditions as set out in the Certification Agreement may render this Certificate invalid.  
ACCREDITED UNIT: DNV Business Assurance B.V., Containing: 1. DNV LB Buenos Aires, Netherlands, 23722284, www.dnv.com

# MANAGEMENT SYSTEM CERTIFICATE

Certificate no.: 2372285

Initial certification date: 13 January 2021  
(Based on OHSAS 18001)

Valid: 14 October 2021 – 13 October 2026

This is to certify that the management system of **HD Hyundai Infracore Co., Ltd. Head Office & Incheon Plant** 489, Injung-ro, Dong-gu, Incheon, 22502, Republic of Korea and the sites as mentioned in the appendix accompanying this certificate

has been found to conform to the Occupational Health and Safety Management System standard: **ISO 45001:2018**

This certificate is valid for the following scope: **Design, Development, Manufacture, Servicing of Internal Combustion Engine for use in Marine Industry, General Industry and Automotive Industry, and Earth Moving Equipment (Excavator, Wheel Loader, Dozer), Testing of Earth Moving Equipment (Excavator and Wheel Loader).**

Place and date:  
Buenos Aires, 09 October 2021

For the issuing office:  
DNV Business Assurance  
Responsible: DNV LB Buenos Aires, Netherlands

For the client:  
Management Representative

Limit of liability of conditions as set out in the Certification Agreement may render this Certificate invalid.  
ACCREDITED UNIT: DNV Business Assurance B.V., Containing: 1. DNV LB Buenos Aires, Netherlands, 23722285, www.dnv.com

CHAMBER OF COMMERCE  
REGISTRO GENERAL  
SALIDA  
Nº de Registro: 955 / RG-645  
Fecha: 29/07/2024 12:00:00

IRENE SANCHEZ ROMAN, MANAGER OF THE DEPARTMENT OF LEGAL ADVISORY SERVICES AND THE DATABASE OF THE OFFICIAL CHAMBER OF COMMERCE, INDUSTRY AND SERVICES OF MADRID, WITH REGISTERED OFFICE AT PLAZA DE LA INDEPENDENCIA 1, MADRID, SPAIN

CERTIFY: That, according to the background data on record at this Chamber and others produced by the Company:

JCB ENERGY ELECTRIC POWER INDUSTRY SL, a company with Tax ID: Number B13975954, and its registered office at street Tropezadero no: 7, 28042 Madrid is registered on 8 May 2024, under the heading of the 34 Section, companies, of the Economic Activities Tax Tariff Number 542 to perform the following activity:

- Manufacture of electrical material for use and equipment

In witness whereof, for the appropriate purpose, I have issued and signed this Certificate, to which I affix the stamp of this Chamber, in Madrid on 26 July 2024.

CHAMBER OF COMMERCE  
REGISTRO GENERAL  
SALIDA  
Nº de Registro: 955 / RG-650  
Fecha: 29/07/2024 12:00:00

IRENE SANCHEZ ROMAN, DIRECTORA DEL DEPARTAMENTO DE ASSESORIA JURIDICA Y CENSO DE LA CAMARA OFICIAL DE COMERCIO, INDUSTRIA Y SERVICIOS DE MADRID, CON DOMICILIO SOCIAL EN LA PLAZA DE LA INDEPENDENCIA Nº 1, MADRID-ESPAÑA

CERTIFICA: Que de los antecedentes que obran en esta Corporación y de otros exhibidos por la sociedad, resulta:

**PRIMERO**.- Que la compañía JCB ENERGY ELECTRIC POWER INDUSTRY SL, es una sociedad mercantil de nacionalidad española, constituida mediante escritura pública de fecha 23 de junio de 2023, anotada por don José María Martín Vázquez, Notario del Registro de Madrid con el número 1.257 de acuerdo de su protocolo, e inscrita en el Registro Mercantil al Tomo 45.424, Folio 40, Hoja M-759.035, Inscripción 1ª.

**SEGUNDO**.- Que según se desprende de la mercantilización de constitución, en el artículo 3 de los Estatutos de la compañía JCB ENERGY ELECTRIC POWER INDUSTRY SL, resulta que tiene por objeto social:

"Actividad principal 27.11. Fabricación de motores, generadores y transformadores eléctricos".

**TERCERO**.- Que según se desprende de la escritura de constitución, el capital social de la compañía JCB ENERGY ELECTRIC POWER INDUSTRY SL, se fija en la cantidad de 19.005,00 € (DIECINUEVE MIL NOVECIENTOS CINCUENTA Y CINCO EUROS), dividido en 19.005 participaciones sociales, de 1,00 € (UN EURO) de valor nominal cada una, distribuidas proporcionalmente del 1 al 19.005, ambas, inclusive, que son íntegramente asumidas y desembolsadas por el socio fundador.

**CUARTO**.- Que según consta en la escritura de constitución citada en párrafos anteriores, la compañía JCB ENERGY ELECTRIC POWER INDUSTRY SL, opta por el sistema de Administración Única y nombra por tiempo indefinido a don Mohamed A.M. Eladiri, con Número de Identidad Extranjera Y42M83279, para que actúe en nombre y representación de la sociedad, con facultades facultades legal y estatutariamente correspondientes a dicho cargo, prestando el administrador nombrado a la aceptación del mismo.

**QUINTO**.- Que la compañía JCB ENERGY ELECTRIC POWER INDUSTRY SL, con domicilio en calle Tropezadero número 7, 28042 Madrid y presunta de Número de Identificación fiscal B13975954, consta dada de alta en el grupo empresarial 342 de la Sección 1ª empresarial de las Tarifas del Impuesto sobre Actividades Económicas, que le habilita para ejercer la actividad "Fabricación de material eléctrico de utilización y equipamiento".

CE DECLARATION OF CONFORMITY

JCB ENERGY ELECTRIC POWER INDUSTRY SL  
C/ ALFREDO MARQUESE, 10, PUERTA 1, PLANTA 1ª TORREDO DE LA REINA

Description Of The Product: GENERATORS AND PUMPS

Product Brand/Model/Type: (DIESEL GENERATORS, GAS GENERATORS, PORTABLE GENERATORS, LIGHT TOWERS, WATERS PUMPS, FORKlift, UPS, REGULATORS, CONVERTERS, ALTERNATORS, WELDING GENERATORS, TRAILER GENERATORS, BATTERY POWER SOURCES)

Applicable harmonized standards: EN ISO 15000:2010, EN ISO 15001:2010, EN ISO 15002:2010, EN ISO 15003:2010, EN ISO 15004:2010, EN ISO 15005:2010, EN ISO 15006:2010, EN ISO 15007:2010, EN ISO 15008:2010, EN ISO 15009:2010, EN ISO 15010:2010, EN ISO 15011:2010, EN ISO 15012:2010, EN ISO 15013:2010, EN ISO 15014:2010, EN ISO 15015:2010, EN ISO 15016:2010, EN ISO 15017:2010, EN ISO 15018:2010, EN ISO 15019:2010, EN ISO 15020:2010, EN ISO 15021:2010, EN ISO 15022:2010, EN ISO 15023:2010, EN ISO 15024:2010, EN ISO 15025:2010, EN ISO 15026:2010, EN ISO 15027:2010, EN ISO 15028:2010, EN ISO 15029:2010, EN ISO 15030:2010, EN ISO 15031:2010, EN ISO 15032:2010, EN ISO 15033:2010, EN ISO 15034:2010, EN ISO 15035:2010, EN ISO 15036:2010, EN ISO 15037:2010, EN ISO 15038:2010, EN ISO 15039:2010, EN ISO 15040:2010, EN ISO 15041:2010, EN ISO 15042:2010, EN ISO 15043:2010, EN ISO 15044:2010, EN ISO 15045:2010, EN ISO 15046:2010, EN ISO 15047:2010, EN ISO 15048:2010, EN ISO 15049:2010, EN ISO 15050:2010, EN ISO 15051:2010, EN ISO 15052:2010, EN ISO 15053:2010, EN ISO 15054:2010, EN ISO 15055:2010, EN ISO 15056:2010, EN ISO 15057:2010, EN ISO 15058:2010, EN ISO 15059:2010, EN ISO 15060:2010, EN ISO 15061:2010, EN ISO 15062:2010, EN ISO 15063:2010, EN ISO 15064:2010, EN ISO 15065:2010, EN ISO 15066:2010, EN ISO 15067:2010, EN ISO 15068:2010, EN ISO 15069:2010, EN ISO 15070:2010, EN ISO 15071:2010, EN ISO 15072:2010, EN ISO 15073:2010, EN ISO 15074:2010, EN ISO 15075:2010, EN ISO 15076:2010, EN ISO 15077:2010, EN ISO 15078:2010, EN ISO 15079:2010, EN ISO 15080:2010, EN ISO 15081:2010, EN ISO 15082:2010, EN ISO 15083:2010, EN ISO 15084:2010, EN ISO 15085:2010, EN ISO 15086:2010, EN ISO 15087:2010, EN ISO 15088:2010, EN ISO 15089:2010, EN ISO 15090:2010, EN ISO 15091:2010, EN ISO 15092:2010, EN ISO 15093:2010, EN ISO 15094:2010, EN ISO 15095:2010, EN ISO 15096:2010, EN ISO 15097:2010, EN ISO 15098:2010, EN ISO 15099:2010, EN ISO 15100:2010, EN ISO 15101:2010, EN ISO 15102:2010, EN ISO 15103:2010, EN ISO 15104:2010, EN ISO 15105:2010, EN ISO 15106:2010, EN ISO 15107:2010, EN ISO 15108:2010, EN ISO 15109:2010, EN ISO 15110:2010, EN ISO 15111:2010, EN ISO 15112:2010, EN ISO 15113:2010, EN ISO 15114:2010, EN ISO 15115:2010, EN ISO 15116:2010, EN ISO 15117:2010, EN ISO 15118:2010, EN ISO 15119:2010, EN ISO 15120:2010, EN ISO 15121:2010, EN ISO 15122:2010, EN ISO 15123:2010, EN ISO 15124:2010, EN ISO 15125:2010, EN ISO 15126:2010, EN ISO 15127:2010, EN ISO 15128:2010, EN ISO 15129:2010, EN ISO 15130:2010, EN ISO 15131:2010, EN ISO 15132:2010, EN ISO 15133:2010, EN ISO 15134:2010, EN ISO 15135:2010, EN ISO 15136:2010, EN ISO 15137:2010, EN ISO 15138:2010, EN ISO 15139:2010, EN ISO 15140:2010, EN ISO 15141:2010, EN ISO 15142:2010, EN ISO 15143:2010, EN ISO 15144:2010, EN ISO 15145:2010, EN ISO 15146:2010, EN ISO 15147:2010, EN ISO 15148:2010, EN ISO 15149:2010, EN ISO 15150:2010, EN ISO 15151:2010, EN ISO 15152:2010, EN ISO 15153:2010, EN ISO 15154:2010, EN ISO 15155:2010, EN ISO 15156:2010, EN ISO 15157:2010, EN ISO 15158:2010, EN ISO 15159:2010, EN ISO 15160:2010, EN ISO 15161:2010, EN ISO 15162:2010, EN ISO 15163:2010, EN ISO 15164:2010, EN ISO 15165:2010, EN ISO 15166:2010, EN ISO 15167:2010, EN ISO 15168:2010, EN ISO 15169:2010, EN ISO 15170:2010, EN ISO 15171:2010, EN ISO 15172:2010, EN ISO 15173:2010, EN ISO 15174:2010, EN ISO 15175:2010, EN ISO 15176:2010, EN ISO 15177:2010, EN ISO 15178:2010, EN ISO 15179:2010, EN ISO 15180:2010, EN ISO 15181:2010, EN ISO 15182:2010, EN ISO 15183:2010, EN ISO 15184:2010, EN ISO 15185:2010, EN ISO 15186:2010, EN ISO 15187:2010, EN ISO 15188:2010, EN ISO 15189:2010, EN ISO 15190:2010, EN ISO 15191:2010, EN ISO 15192:2010, EN ISO 15193:2010, EN ISO 15194:2010, EN ISO 15195:2010, EN ISO 15196:2010, EN ISO 15197:2010, EN ISO 15198:2010, EN ISO 15199:2010, EN ISO 15200:2010, EN ISO 15201:2010, EN ISO 15202:2010, EN ISO 15203:2010, EN ISO 15204:2010, EN ISO 15205:2010, EN ISO 15206:2010, EN ISO 15207:2010, EN ISO 15208:2010, EN ISO 15209:2010, EN ISO 15210:2010, EN ISO 15211:2010, EN ISO 15212:2010, EN ISO 15213:2010, EN ISO 15214:2010, EN ISO 15215:2010, EN ISO 15216:2010, EN ISO 15217:2010, EN ISO 15218:2010, EN ISO 15219:2010, EN ISO 15220:2010, EN ISO 15221:2010, EN ISO 15222:2010, EN ISO 15223:2010, EN ISO 15224:2010, EN ISO 15225:2010, EN ISO 15226:2010, EN ISO 15227:2010, EN ISO 15228:2010, EN ISO 15229:2010, EN ISO 15230:2010, EN ISO 15231:2010, EN ISO 15232:2010, EN ISO 15233:2010, EN ISO 15234:2010, EN ISO 15235:2010, EN ISO 15236:2010, EN ISO 15237:2010, EN ISO 15238:2010, EN ISO 15239:2010, EN ISO 15240:2010, EN ISO 15241:2010, EN ISO 15242:2010, EN ISO 15243:2010, EN ISO 15244:2010, EN ISO 15245:2010, EN ISO 15246:2010, EN ISO 15247:2010, EN ISO 15248:2010, EN ISO 15249:2010, EN ISO 15250:2010, EN ISO 15251:2010, EN ISO 15252:2010, EN ISO 15253:2010, EN ISO 15254:2010, EN ISO 15255:2010, EN ISO 15256:2010, EN ISO 15257:2010, EN ISO 15258:2010, EN ISO 15259:2010, EN ISO 15260:2010, EN ISO 15261:2010, EN ISO 15262:2010, EN ISO 15263:2010, EN ISO 15264:2010, EN ISO 15265:2010, EN ISO 15266:2010, EN ISO 15267:2010, EN ISO 15268:2010, EN ISO 15269:2010, EN ISO 15270:2010, EN ISO 15271:2010, EN ISO 15272:2010, EN ISO 15273:2010, EN ISO 15274:2010, EN ISO 15275:2010, EN ISO 15276:2010, EN ISO 15277:2010, EN ISO 15278:2010, EN ISO 15279:2010, EN ISO 15280:2010, EN ISO 15281:2010, EN ISO 15282:2010, EN ISO 15283:2010, EN ISO 15284:2010, EN ISO 15285:2010, EN ISO 15286:2010, EN ISO 15287:2010, EN ISO 15288:2010, EN ISO 15289:2010, EN ISO 15290:2010, EN ISO 15291:2010, EN ISO 15292:2010, EN ISO 15293:2010, EN ISO 15294:2010, EN ISO 15295:2010, EN ISO 15296:2010, EN ISO 15297:2010, EN ISO 15298:2010, EN ISO 15299:2010, EN ISO 15300:2010, EN ISO 15301:2010, EN ISO 15302:2010, EN ISO 15303:2010, EN ISO 15304:2010, EN ISO 15305:2010, EN ISO 15306:2010, EN ISO 15307:2010, EN ISO 15308:2010, EN ISO 15309:2010, EN ISO 15310:2010, EN ISO 15311:2010, EN ISO 15312:2010, EN ISO 15313:2010, EN ISO 15314:2010, EN ISO 15315:2010, EN ISO 15316:2010, EN ISO 15317:2010, EN ISO 15318:2010, EN ISO 15319:2010, EN ISO 15320:2010, EN ISO 15321:2010, EN ISO 15322:2010, EN ISO 15323:2010, EN ISO 15324:2010, EN ISO 15325:2010, EN ISO 15326:2010, EN ISO 15327:2010, EN ISO 15328:2010, EN ISO 15329:2010, EN ISO 15330:2010, EN ISO 15331:2010, EN ISO 15332:2010, EN ISO 15333:2010, EN ISO 15334:2010, EN ISO 15335:2010, EN ISO 15336:2010, EN ISO 15337:2010, EN ISO 15338:2010, EN ISO 15339:2010, EN ISO 15340:2010, EN ISO 15341:2010, EN ISO 15342:2010, EN ISO 15343:2010, EN ISO 15344:2010, EN ISO 15345:2010, EN ISO 15346:2010, EN ISO 15347:2010, EN ISO 15348:2010, EN ISO 15349:2010, EN ISO 15350:2010, EN ISO 15351:2010, EN ISO 15352:2010, EN ISO 15353:2010, EN ISO 15354:2010, EN ISO 15355:2010, EN ISO 15356:2010, EN ISO 15357:2010, EN ISO 15358:2010, EN ISO 15359:2010, EN ISO 15360:2010, EN ISO 15361:2010, EN ISO 15362:2010, EN ISO 15363:2010, EN ISO 15364:2010, EN ISO 15365:2010, EN ISO 15366:2010, EN ISO 15367:2010, EN ISO 15368:2010, EN ISO 15369:2010, EN ISO 15370:2010, EN ISO 15371:2010, EN ISO 15372:2010, EN ISO 15373:2010, EN ISO 15374:2010, EN ISO 15375:2010, EN ISO 15376:2010, EN ISO 15377:2010, EN ISO 15378:2010, EN ISO 15379:2010, EN ISO 15380:2010, EN ISO 15381:2010, EN ISO 15382:2010, EN ISO 15383:2010, EN ISO 15384:2010, EN ISO 15385:2010, EN ISO 15386:2010, EN ISO 15387:2010, EN ISO 15388:2010, EN ISO 15389:2010, EN ISO 15390:2010, EN ISO 15391:2010, EN ISO 15392:2010, EN ISO 15393:2010, EN ISO 15394:2010, EN ISO 15395:2010, EN ISO 15396:2010, EN ISO 15397:2010, EN ISO 15398:2010, EN ISO 15399:2010, EN ISO 15400:2010, EN ISO 15401:2010, EN ISO 15402:2010, EN ISO 15403:2010, EN ISO 15404:2010, EN ISO 15405:2010, EN ISO 15406:2010, EN ISO 15407:2010, EN ISO 15408:2010, EN ISO 15409:2010, EN ISO 15410:2010, EN ISO 15411:2010, EN ISO 15412:2010, EN ISO 15413:2010, EN ISO 15414:2010, EN ISO 15415:2010, EN ISO 15416:2010, EN ISO 15417:2010, EN ISO 15418:2010, EN ISO 15419:2010, EN ISO 15420:2010, EN ISO 15421:2010, EN ISO 15422:2010, EN ISO 15423:2010, EN ISO 15424:2010, EN ISO 15425:2010, EN ISO 15426:2010, EN ISO 15427:2010, EN ISO 15428:2010, EN ISO 15429:2010, EN ISO 15430:2010, EN ISO 15431:2010, EN ISO 15432:2010, EN ISO 15433:2010, EN ISO 15434:2010, EN ISO 15435:2010, EN ISO 15436:2010, EN ISO 15437:2010, EN ISO 15438:2010, EN ISO 15439:2010, EN ISO 15440:2010, EN ISO 15441:2010, EN ISO 15442:2010, EN ISO 15443:2010, EN ISO 15444:2010, EN ISO 15445:2010, EN ISO 15446:2010, EN ISO 15447:2010, EN ISO 15448:2010, EN ISO 15449:2010, EN ISO 15450:2010, EN ISO 15451:2010, EN ISO 15452:2010, EN ISO 15453:2010, EN ISO 15454:2010, EN ISO 15455:2010, EN ISO 15456:2010, EN ISO 15457:2010, EN ISO 15458:2010, EN ISO 15459:2010, EN ISO 15460:2010, EN ISO 15461:2010, EN ISO 15462:2010, EN ISO 15463:2010, EN ISO 15464:2010, EN ISO 15465:2010, EN ISO 15466:2010, EN ISO 15467:2010, EN ISO 15468:2010, EN ISO 15469:2010, EN ISO 15470:2010, EN ISO 15471:2010, EN ISO 15472:2010, EN ISO 15473:2010, EN ISO 15474:2010, EN ISO 15475:2010, EN ISO 15476:2010, EN ISO 15477:2010, EN ISO 15478:2010, EN ISO 15479:2010, EN ISO 15480:2010, EN ISO 15481:2010, EN ISO 15482:2010, EN ISO 15483:2010, EN ISO 15484:2010, EN ISO 15485:2010, EN ISO 15486:2010, EN ISO 15487:2010, EN ISO 15488:2010, EN ISO 15489:2010, EN ISO 15490:2010, EN ISO 15491:2010, EN ISO 15492:2010, EN ISO 15493:2010, EN ISO 15494:2010, EN ISO 15495:2010, EN ISO 15496:2010, EN ISO 15497:2010, EN ISO 15498:2010, EN ISO 15499:2010, EN ISO 15500:2010, EN ISO 15501:2010, EN ISO 15502:2010, EN ISO 15503:2010, EN ISO 15504:2010, EN ISO 15505:2010, EN ISO 15506:2010, EN ISO 15507:2010, EN ISO 15508:2010, EN ISO 15509:2010, EN ISO 15510:2010, EN ISO 15511:2010, EN ISO 15512:2010, EN ISO 15513:2010, EN ISO 15514:2010, EN ISO 15515:2010, EN ISO 15516:2010, EN ISO 15517:2010, EN ISO 15518:2010, EN ISO 15519:2010, EN ISO 15520:2010, EN ISO 15521:2010, EN ISO 15522:2010, EN ISO 15523:2010, EN ISO 15524:2010, EN ISO 15525:2010, EN ISO 15526:2010, EN ISO 15527:2010, EN ISO 15528:2010, EN ISO 15529:2010, EN ISO 15530:2010, EN ISO 15531:2010, EN ISO 15532:2010, EN ISO 15533:2010, EN ISO 15534:2010, EN ISO 15535:2010, EN ISO 15536:2010, EN ISO 15537:2010, EN ISO 15538:2010, EN ISO 15539:2010, EN ISO 15540:2010, EN ISO 15541:2010, EN ISO 15542:2010, EN ISO 15543:2010, EN ISO 15544:2010, EN ISO 15545:2010, EN ISO 15546:2010, EN ISO 15547:2010, EN ISO 15548:2010, EN ISO 15549:2010, EN ISO 15550:2010, EN ISO 15551:2010, EN ISO 15552:2010, EN ISO 15553:2010, EN ISO 15554:2010, EN ISO 15555:2010, EN ISO 15556:2010, EN ISO 15557:2010, EN ISO 15558:2010, EN ISO 15559:2010, EN ISO 15560:2010, EN ISO 15561:2010, EN ISO 15562:2010, EN ISO 15563:2010, EN ISO 15564:2010, EN ISO 15565:2010, EN ISO 15566:2010, EN ISO 15567:2010, EN ISO 15568:2010, EN ISO 15569:2010, EN ISO 15570:2010, EN ISO 15571:2010, EN ISO 15572:2010, EN ISO 15573:2010, EN ISO 15574:2010, EN ISO 15575:2010, EN ISO 15576:2010, EN ISO 15577:2010, EN ISO 15578:2010, EN ISO 15579:2010, EN ISO 15580:2010, EN ISO 15581:2010, EN ISO 15582:2010, EN ISO 15583:2010, EN ISO 15584:2010, EN ISO 15585:2010, EN ISO 15586:2010, EN ISO 15587:2010, EN ISO 15588:2010, EN ISO 15589:2010, EN ISO 15590:2010, EN ISO 15591:2010, EN ISO 15592:2010, EN ISO 15593:2010, EN ISO 15594:2010, EN ISO 15595:2010, EN ISO 15596:2010, EN ISO 15597:2010, EN ISO 15598:2010, EN ISO 15599:2010, EN ISO 15600:2010, EN ISO 15601:2010, EN ISO 15602:2010, EN ISO 15603:2010, EN ISO 15604:2010, EN ISO 15605:2010, EN ISO 15606:2010, EN ISO 15607:2010, EN ISO 15608:2010, EN ISO 15609:2010, EN ISO 15610:2010, EN ISO 15611:2010, EN ISO 15612:2010, EN ISO 15613:2010, EN ISO 15614:2010, EN ISO 15615:2010, EN ISO 15616:2010, EN ISO 15617:2010, EN ISO 15618:2010, EN ISO 15619:2010, EN ISO 15620:2010, EN ISO 15621:2010, EN ISO 15622:2010, EN ISO 15623:2010, EN ISO 15624:2010, EN ISO 15625:2010, EN ISO 15626:2010, EN ISO 15627:2010, EN ISO 15628:2010, EN ISO 15629:2010, EN ISO 15630:2010, EN ISO 15631:2010, EN ISO 15632:2010, EN ISO 15633:2010, EN ISO 15634:2010, EN ISO 15635:2010, EN ISO 15636:2010, EN ISO 15637:2010, EN ISO 15638:2010, EN ISO 15639:2010, EN ISO 15640:2010, EN ISO 15641:2010, EN ISO 15642:2010, EN ISO 15643:2010, EN ISO 15644:2010, EN ISO 15645:2010, EN ISO 15646:2010, EN ISO 15647:2010, EN ISO 15648:2010, EN ISO 15649:2010, EN ISO 15650:2010, EN ISO 15651:2010, EN ISO 15652:2010, EN ISO 15653:2010, EN ISO 15654:2010, EN ISO 15655:2010, EN ISO 15656:2010, EN ISO 15657:2010, EN ISO 15658:2010, EN ISO 15659:2010, EN ISO 15660:2010, EN ISO 15661:2010, EN ISO 15662:2010, EN ISO 15663:2010, EN ISO 15664:2010, EN ISO 15665:2010, EN ISO 15666:2010, EN ISO 15667:2010, EN ISO 15668:2010, EN ISO 15669:2010, EN ISO 15670:2010, EN ISO 15671:2010, EN ISO 15672:2010, EN ISO 15673:2010, EN ISO 15674:2010, EN ISO 15675:2010, EN ISO 15676:2010, EN ISO 15677:2010, EN ISO 15678:2010, EN ISO 15679:2010, EN ISO 15680:2010, EN ISO 15681:2010, EN ISO 15682:2010, EN ISO 15683:2010, EN ISO 15684:2010, EN ISO 15685:2010, EN ISO 15686:2010, EN ISO 15687:2010, EN ISO 15688:2010, EN ISO 15689:2010, EN ISO 15690:2010, EN ISO 15691:2010, EN ISO 15692:2010, EN ISO 15693:2010, EN ISO 15694:2010, EN ISO 15695:2010, EN ISO



**JCBENERGY**  
GENERATOR



**CE** -VERTA-106188  
-VERTA-106189

[www.jcbenergy.com](http://www.jcbenergy.com)