


JCB ENERGY ELECTRIC POWER INDUSTRY

📍 MADRID / SPAIN





GENERATOR GENERAL INFORMATION

Generator	Frequency	Voltage	Power Factor	Speed	Diesel Engine		Alternator			Type of	Generator Output		
Model	Hz	V	Cos Q	Rpm	Brand	Model	Brand	Model	Series	Operation	kVA	kW	A
JVP 172	50	231/400	0.8	1500	Volvo Penta	TAD731GE		JCB	270S2	Standby	172,0	137,6	248,6
										Prime	156,4	125,1	226,0
										Continuous	109,5	87,6	158,2

- Diesel Engines with Advanced Technology and Quality
- Alternators with Advanced Technology and Quality
- Low Exhaust Emission
- Control Panel Suitable for Flexible Application
- Patented Compact Designed and Sound proof Canopy
- Low Operating Cost, Suitable for Heavy-Duty
- Durability, Low Noise Level

- Tropical 50 °C Radiator, First Class Product Support
- Fuel Filter with Water and Particle Separator
- Low Fuel Consumption, Low Oil Consumption
- Global Technical Service and Maintenance Support
- Wide Range of Affordable Spare Parts
- High Quality and Reliable Technology
- Half Century Experience in Generator Manufacturing

STAND BY POWER RATING – (ESP):

ESP is applicable for supplying emergency power for the duration of the utility power outage. No overload capability is available for this rating. Under no condition is an engine allowed to operate in parallel with the public utility at the Stand by Power rating. This rating should be applied where reliable utility power is available. A Stand By rated engine should be sized for a maximum of an 70% average load factor and 200 hours of operation per year. This includes less than 25 hours per year at the Stand by Power rating. Stand By ratings should never be applied except in true emergency power outages. Negotiated power outages contracted with a utility company are not considered an emergency.

PRIME POWER RATING – (PRP):

Applicable for supplying electric power in lieu of commercially purchased power. Prime Power applications must be in the form of one of the following two categories:

UNLIMITED TIME RUNNING PRIME POWER (ULTP):

PRP (Prime Power) is available for an unlimited number of hours per year in a variable load application. Variable load should not exceed a 70% average of the Prime Power rating during any operating period of 250 hours. The total operating time at 100% Prime Power shall not exceed 500 hours per year. A 10% overload capability is available for a period of 1 hour within a 12-hour period of operation. Total operating time at the 10% overload power shall not exceed 25 hours per year.

LIMITED TIME RUNNING PRIME POWER (LTP):

LTP (Limited Time Prime Power) is available for a limited number of hours in a no variable load application. It is intended for use in situations where power outages are contracted, such as in utility power curtailment. Engines may be operated in parallel to the public utility up to 750 hours per year at power levels never to exceed the Prime Power rating. The customer should be aware, however, that the life of any engine will be reduced by this constant high load operation. Any operation

CONTINUOUS POWER RATING (COP):

COP is the power that the engine can continue to use under the prescribed speed and the specified environment condition in the normal maintenance period stipulated in the manufacturing plant. And Continuous Power is applicable for supplying utility power at a constant 100% load for an unlimited number of hours per year. No overload capability is available for this rating.

PAY ATTENTION TO THE POINTS BELOW IN PICKING AND USING THE GENERATOR

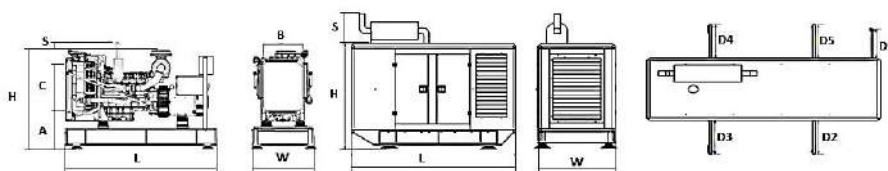
- * Generators can work on Continuous Power at 70% of Prime power value if only all maintenances are done on time with original spare parts and high-quality oils that manufacturer advice.
- * Generators should not operate below 50% of Prime Power value. In such a case, the engine will burn excessive oil and eventually have irreparable damage.
- * If your need is 1000 kVA or above, you should prefer Synchronic Systems with 2-3 generators with failure back up and simultaneous aging.
- * These points will provide advantage for you with purchasing and operating the generator.

GENERATOR DIMENSIONS AND TECHNICAL DRAWINGS



VALUES		OPEN TYPE GENERATOR	CANOPY TYPE GENERATOR
WIDTH	mm	1003	1110
LENGTH	mm	2400	2960
HEIGHT	mm	1885	1727
WEIGHT (NET)	Kg	1580	2010
FUEL TANK CAPACITY	L	256	376

SYMBOL	OPEN	CANOPY
L	2400	2960
W	1003	1110
H	1885	1727
S	83	500
A	630	
B	625	
C	700	
D1		520
D2		604
D3		604
D4		604
D5		604



PERCENT OF PRIME POWER	FUEL CONSUMPTION
	l/hr
110 %	38,7
100 %	34,9
75 %	26,3
50 %	18,1

DIESEL ENGINE MAIN TECHNICAL PARAMETERS

GENERAL

Number of Cylinders		6
Configuration		Vertical, in line
Aspiration		Turbo Charged & CAC
Combustion System		Direct injection
Compression Ratio		18:1
Bore	mm	108
Stroke	mm	130
Displacement	L	7,15
Governing Type		Mechanic
Governing Class		G2
Rotation		Counterclockwise
Firing Order		1-5-3-6-2-4
Emission		EU Stage 2

FILTERS

Air Filter		Dry Type, Replaceable
Fuel Filter		Element type, Replaceable
Oil Filter		Element Type, Particulate Trap

ELECTRICAL SYSTEM

Voltage	V	12
Starter	kW	3,1
Alternator Output Amperes	A	55
Alternator Output Voltage	V	14
Batteries Capacity	Ah	85

FAN

Diameter	mm	596
Drive Ratio		1.73:1
Number of Blades		7
Material		Metal
Type		Blowing

COOLING SYSTEM

Radiator Type	50°C	Tropical
Total Coolant Capacity	L	24
Max. Perm. Coolant Outlet Temperature	°C	105
Max. Perm. Flow Resist. (Cool. System And Piping)	bar	0,5
Max. Temperature of Coolant Warning	°C	95
Max. Temperature of Coolant Shutdown	°C	98
Thermostat Operation Temperature - Initial Open	°C	83
Thermostat Operation Temperature - Full Open	°C	95
Delivery of Coolant Pump	m ³ /h	2,90
Min. Pressure Before Coolant Pump	bar	0,25
Radiator Face Area	m ²	0,44
Rows	Row	2
Matrix Density	Per / Inch	12
Material		Aluminum
Width of Matrix	mm	625
Height of Matrix	mm	700
Pressure Cap Setting	kPa	90
Estimated Cooling Air Flow Reserve	kPa	0,125
Engine Pre Heater-Tube (with Circulation Pump)	W	2000

DIESEL ENGINE MAIN TECHNICAL PARAMETERS

LUBRICATION SYSTEM		
Total System	L	20
Minimum Oil Level	L	14
Nominal Motor Operating Temperature	°C	45
Lubricating Oil Pressure (Rated Speed)	bar	4,2
Relief Valve Opens	kPa	250
Oil / Fuel Consumption Ratio	%	0,1
Normal Oil Temperature	°C	110

DIESEL ENGINE MATCHING PARAMETERS - 50 HZ

50 HZ @ 1500 R/MIN		STAND BY
Gross Engine Power	kW	153,0
Net Engine Power	kW	148,0
Fan Power Consumption (Belt Pulley Driven)	kW	5,0
Other Power Loss	kW	-
Mean Effective Pressure	MPa	1700,00
Intake Air Flow	m ³ / min	10,65
Exhaust Temperature Limit	°C	540
Exhaust Flow	m ³ / min	30,20
Boost Pressure Ratio		15,00
Mean Piston Speed	m / s	6,5
Cooling Fan Air Flow	m ³ / min	126,0
Typical Generator Output Power	kVA	168

HEAT REJECTION		STAND BY
Energy in Fuel (Heat of Combustion)	kW	391,0
Gross Heat to Power	kW	153,0
Energy to Coolant and Lubricating Oil	kW	68,0
Energy to Exhaust	kW	131,0
Heat to Radiation	kW	15,0

ALTERNATOR SPECIFICATIONS



ALTERNATOR TECHNICAL PARAMETERS




Insulation Class	H	Field Control System	Self-Excited
Winding Pitch	2/3 - (N° 6)	A.V.R. Model	Standard SX460
Wires	12	Voltage Regulation	% ± 1
Protection	IP 23	Sustained Short-Circuit Current	10 sec 300% (3 IN)
Altitude	m 1000	Total Harmonic (*) TGH / THC	% < 4
Overspeed	rpm 2250	Wave Form: NEMA = TIF - (*)	< 50
Air Flow	m³/sec. 0.514	Wave Form: I.E.C. = THF - (*)	% < 2
Bearing Drive	N/A -	Bearing Non-Drive	Bearing 6310-2RZ
Rotor Winding	100% Copper	Stator Winding	100% Copper

ALTERNATOR SPECIFICATIONS

50 HZ / 231-400V COSQ 0,8 / 1500 RPM

STANDARD USING ALTERNATOR

OPTIONAL USING ALTERNATOR

BRAND/MODEL		JCB 270S2		TAL044J		UC274F			
DUTY		Continuous				Stand By			
AMBIENT	C°	40°C				27°C			
CLASS / TEMP. RISE	C°	H/ 125° K				H/ 163° K			
SERIES STAR	V	380/220	400/231	415/240	1 Phase	380/220	400/231	415/240	1 Phase
PARALLEL STAR	V	190/110	200/115	208/120	220	190/110	200/115	208/120	220
SERIES DELTA	V	220	230	240	230	220	230	240	230
OUTPUT POWER	kVA	159,0	159,0	165,0	-	175,0	175,0	181,0	-
OUTPUT POWER	kW	127,0	127,0	132,0	-	140,0	140,0	145,0	-

CONTROL MODULE ALERTS

Emergency Stop Malfunction
High Generator Frequency
Low Generator frequency, Low Load
Over Current, Unbalanced Current
Low Generator Voltage
High generator Frequency
Phase sequence error
Overload, Heat Sensor Broken
Low Water Level (Optional)
Low Oil Pressure, Reverse Power
Low Water Temperature

Start Error, Stop Error
Magnetic Pickup Error
Charge Alternator Error
Unbalanced Load
Maintenance Time Alarm
Low Speed, High Speed
Broken Oil Sensor Cable
High Oil Temperature (Optional)
Low Fuel Level (Optional), High Battery Voltage
Low Battery Voltage, High Water Temperature
Electronic Can bus Errors (ECU)

CONTROL PANEL SPECIFICATIONS



- Powder Painted Steel Panel with Lockable Door
- ATS (Automatic Transfer Panel)- Optional
- Control Module
- Battery Charger
- Emergency Stop Button
- Terminal Blocks
- Load Output Terminal
- System Protection MSBs
- Circuit Breaker-Optional
- LCD Screen
- Control Relays
- Backlit, 128x64 Pixels

CONTROL MODULE TECHNICAL PARAMETERS

Brand	JOENERGY [®]	Brand	Trans-MIDIAMF.232.GP
Dimensions	120mmx94mm.	Protection Class	IP65 From the Front
Weight	260 gr.	Environmental Conditions	2000 meters above sea level
Ambient Humidity	Max. %90.	Ambient Temperature	-20°C to +70°C
DC Battery Supply Voltage	8 - 32 V	Battery Voltage Measurement	8 – 32 V
Network Frequency	5 - 99,9 Hz	Mains Voltage Measurement	3 - 300 V phase -Neutral, 5 - 99,9 Hz
Generator Voltage Measurement	3 - 300 V	Generator Frequency	5 - 99,9 Hz
Current Transformer Secondary	5A	Working Period	Continuous
Charge Alternator Voltage Measurement	8 - 32 V	Charge Alternator Excitation	210mA &12V, 105mA &24V Nominal 2.5W
Communication Interface	RS-232	Analog Sender Measurement	0 - 1300ohm
Generator Contactor Relay Output	5A & 250V	Mains Contactor Relay Output	5A & 250V
Solenoid Transistor Outputs	1A with DC Supply	Start Transistor Outputs	1A with DC Supply
Configurable-3 Transistor Outputs	1A with DC Supply	Configurable-4 Transistor Outputs	1A with DC Supply

CONTROL MODULE FUNCTION



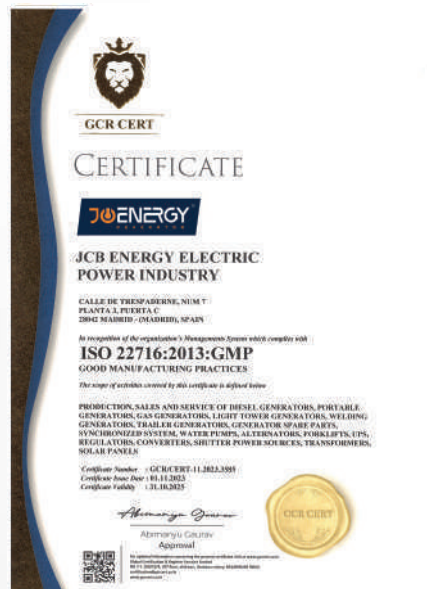

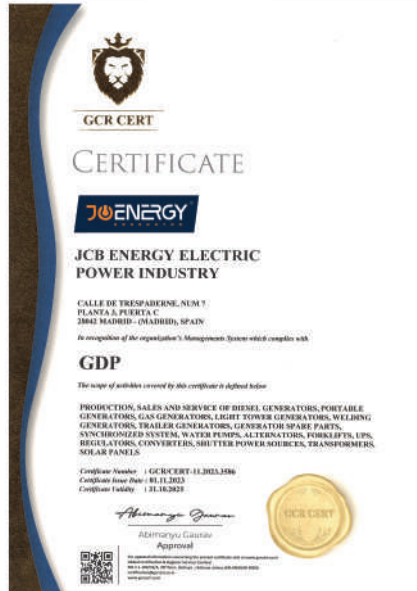
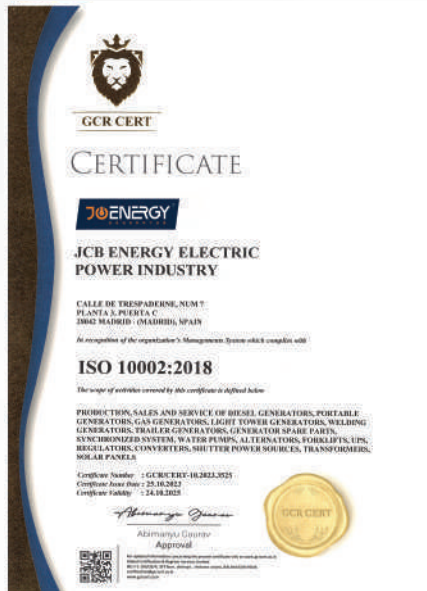
Mains Voltage Level Control	Generator Voltage Level Control	3 Phase Generator Protections	3 Phase AMF Function	Alarm Horn
Network Frequency Level Control	Generator Frequency level Control	- High / Low Voltage	- High / Low Frequency	Heater Tube Thermostat Control
Engine Operating Option Control	Generator Current Level Control	- High / Low Frequency	- High / Low Voltage	Modbus and SNMP
Engine Stop Option Control	Generator Powder Level Control	- Current / Voltage Asymmetry	- High / Low Water Temperature	Working Hour
Engine Speed (RPM) Level Control	Generator work Schedule and Timing Control	- Overcurrent / Overload	- High / Low Load	Ground Leakage
Battery Voltage Options Times	Oil Pressure Controllers Control	Overheat Control	Mains., Generator ATS Control	Analog Modem
Check Engine Maintenance Times	Configurable Analog Inputs and Outputs	1 Phase or 3 Phase, Phase Selection	Network, Voltage, Frequency Display	Ethernet, USB, RS232, RS485
Communication Interfaces GPRS, GSM	Keeping Error Records of Past Events	Parameter Setting via Control Module	Parameter Setting via Computer	Selectable Protection Alarm / Shutdown
Engine Speed, Voltage, Earning	Configurable Programmable Digital Inputs and Outputs	Water Temperature Current and Frequency	Hours of Operation Phase sequence	Battery Voltage Oil Pressure

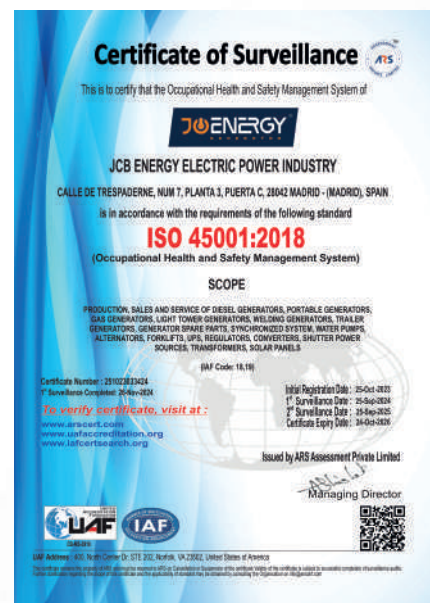
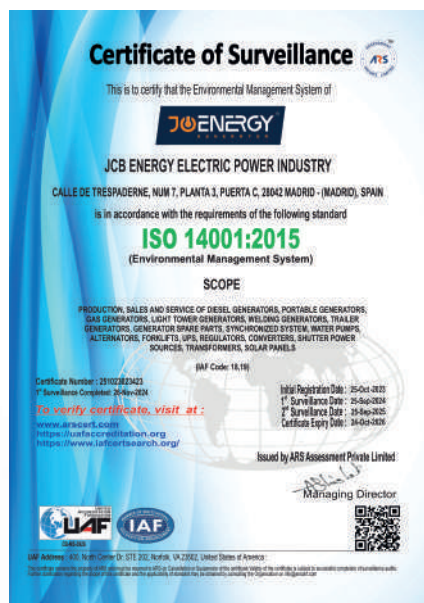
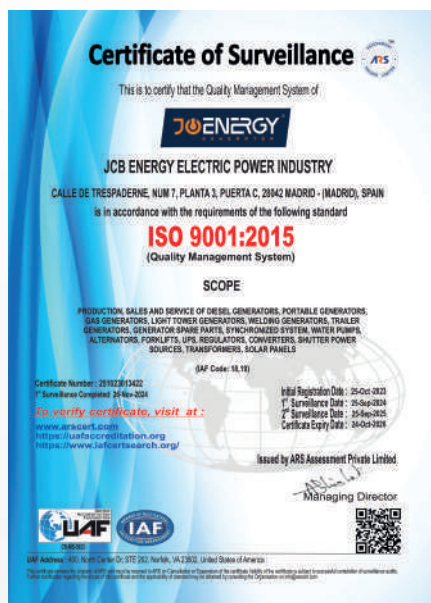
SOUND PROOF CANOPY AND BASE FRAME (CHASIS) SPECIFICATIONS



- Special, Registered JCB Energy Design and Colour
- A1 Quality DKP / HRU / Galvanized Steel
- Sensitive Twist on Automatic Press Brake
- Delicate Cut on Automatic Punch and Laser Bench
- Sensitive Welding on Robotic Welding Bench
- Chemical Cleaning Nano Technology Before Painting
- Robotic Painting with Electrostatic Powder Paint
- Drying and stabilizing on 200 °C Ovens
- 1500 Hour Salt Test
- Glass wool Isolation, A1 Class Material -50/+500 °C
- Special Covering Over Glass Wool
- Best Sound Level (in DbA)
- Temperature Tests
- Rustproof Accessories
- Cable Exit Connectors and Glands
- Emergency Stop Button
- Fuel Level Gauge
- Fuel Drain Cap
- Fuel Inlet and Return Records
- I permeability Test for Fuel Tank
- Vacuumed Rubber Mounted
- High Quality weatherstrips
- High Quality Shock Absorbers
- Fuel Filling Cap (with ventilation)
- Lifting and Carrying Equipment
- Internal Exhaust Mufflers (Silencers)
- External Exhaust Mufflers (Silencers)
- Radiator water Filling Cap
- Daily Fuel Tank, External Fuel Tank

OUR CERTIFICATES





MANAGEMENT SYSTEM CERTIFICATE

Certificate no.: 2372384

Valid until: 14 August 2023

Initial certification date: 14 August 2021

Valid: 14 October 2021 – 13 October 2023

This is to certify that the management system of **HD Hyundai Infracore Co., Ltd. Head Office & Incheon Plant** 489, Injung-ro, Dong-gu, Incheon, 22502, Republic of Korea and the sites as mentioned in the appendix accompanying this certificate

has been found to conform to the Environmental Management System standard: **ISO 14001:2015**

This certificate is valid for the following scope: **Design, Development, Manufacture, Servicing of Internal Combustion Engine for use in Marine Industry, General Industry and Automotive Industry, and Earth Moving Equipment (Excavator, Wheel Loader, Dozer), Testing of Earth Moving Equipment (Excavator and Wheel Loader).**

Place and date: Barcelona, 09 October 2023

For the issuing office: DNV Business Assurance, Barcelona, Spain

Site Name: Management Representative

Limit of liability: DNV Business Assurance is not liable for the Certificate Agreement nor for the Certificate model. ACCREDITED UNIT: DNV Business Assurance S.L. - Certification - 28043, Barcelona, Spain. Tel.: +34 93 552 00 00. www.dnv.com

MANAGEMENT SYSTEM CERTIFICATE

Certificate no.: 2372385

Valid until: 13 January 2024

Initial certification date: 13 January 2024

Valid: 14 October 2021 – 13 October 2023

This is to certify that the management system of **HD Hyundai Infracore Co., Ltd. Head Office & Incheon Plant** 489, Injung-ro, Dong-gu, Incheon, 22502, Republic of Korea and the sites as mentioned in the appendix accompanying this certificate

has been found to conform to the Occupational Health and Safety Management System standard: **ISO 45001:2018**

This certificate is valid for the following scope: **Design, Development, Manufacture, Servicing of Internal Combustion Engine for use in Marine Industry, General Industry and Automotive Industry, and Earth Moving Equipment (Excavator, Wheel Loader, Dozer), Testing of Earth Moving Equipment (Excavator and Wheel Loader).**

Place and date: Barcelona, 09 October 2023

For the issuing office: DNV Business Assurance, Barcelona, Spain

Site Name: Management Representative

Limit of liability: DNV Business Assurance is not liable for the Certificate Agreement nor for the Certificate model. ACCREDITED UNIT: DNV Business Assurance S.L. - Certification - 28043, Barcelona, Spain. Tel.: +34 93 552 00 00. www.dnv.com

CLAYTON DE WHITNEY
REGISTRO GENERAL
SALIDA
Nº de Registro: 945 / RG 045
Fecha: 29/07/2024 12:00:00

IRENE SANCHEZ ROMAN, MANAGER OF THE DEPARTMENT OF LEGAL ADVISORY SERVICES AND THE DATABASE OF THE OFFICIAL CHAMBER OF COMMERCE, INDUSTRY AND SERVICES OF MADRID, WITH REGISTERED OFFICE AT PLAZA DE LA INDEPENDENCIA 1, MADRID, SPAIN

CERTIFY: That, according to the background data on record at this Chamber and others produced by the Company:

JCB ENERGY ELECTRIC POWER INDUSTRY SL, a company with Tax ID: Number B13975954, and its registered office at street Tropezadero no: 7, 28042 Madrid is registered on 8 May 2024, under the heading of the 34 Section, companies, of the Economic Activities Tax Tariff Number 342 to perform the following activity:

- Manufacture of electrical material for use and equipment

In witness whereof, for the appropriate purpose, I have issued and signed this Certificate, to which I affix the stamp of this Chamber, in Madrid on 26 July 2024.

CLAYTON DE WHITNEY
REGISTRO GENERAL
SALIDA
Nº de Registro: 950 / RG 050
Fecha: 29/07/2024 12:00:00

IRENE SANCHEZ ROMAN, DIRECTORA DEL DEPARTAMENTO DE ASSESORIA JURIDICA Y CENSO DE LA CAMARA OFICIAL DE COMERCIO, INDUSTRIA Y SERVICIOS DE MADRID, CON DOMICILIO SOCIAL EN LA PLAZA DE LA INDEPENDENCIA Nº 1, MADRID - ESPAÑA

CERTIFICA: Que de los antecedentes que obran en esta Corporación y de otros exhibidos por la sociedad, resulta:

PRIMERO.- Que la compañía JCB ENERGY ELECTRIC POWER INDUSTRY SL, es una sociedad mercantil de nacionalidad española, constituida mediante escritura pública de fecha 23 de junio de 2023, anotada por don José María Vázquez, Notario del Registro de Madrid con el número 1.257 de acuerdo de su protocolo, e inscrita en el Registro Mercantil al Tomo 45.424, Folio 40, Hoja M-799.035, Inscripción 1ª.

SEGUNDO.- Que según se desprende de la mercantilización de constitución, en el artículo 3 de los Estatutos de la compañía JCB ENERGY ELECTRIC POWER INDUSTRY SL, resulta que tiene por objeto social:

"Actividad principal 27.11. Fabricación de motores, generadores y transformadores eléctricos".

TERCERO.- Que según consta en la escritura de constitución, el capital social de la compañía JCB ENERGY ELECTRIC POWER INDUSTRY SL, se fija en la cantidad de 19.005,00 € (DIECINUEVE MIL NOVECIENTOS CINCO EUROS), dividido en 19.005 participaciones sociales, de 1,00 € (UN EURO) de valor nominal cada una, distribuidas proporcionalmente del 1 al 19.005, ambas, inclusive, que son íntegramente asumidas y desembolsadas por el socio fundador.

CUARTO.- Que según consta en la escritura de constitución citada en párrafos anteriores, la compañía JCB ENERGY ELECTRIC POWER INDUSTRY SL, opta por el sistema de Administración Única y nombra por tiempo indefinido a don Mohamed A.M. Eladiri, con Número de Identidad Extranjera Y42M83279, para que actúe en nombre y representación de la mercantil, con cuantas facultades legales y estatutariamente correspondan a dicho cargo, prestando el administrador nombrado a la aceptación del mismo.

QUINTO.- Que la compañía JCB ENERGY ELECTRIC POWER INDUSTRY SL, con domicilio en calle Tropezadero número 7, 28042 Madrid y presunta de Número de Identificación fiscal B13975954, consta dada de alta en el grupo empresarial 342 de la Sección 1ª empresarial de las Tarifas del Impuesto sobre Actividades Económicas, que le habilita para ejercer la actividad "Fabricación de material eléctrico de utilización y equipamiento".

CE DECLARATION OF CONFORMITY

JCB ENERGY ELECTRIC POWER INDUSTRY SL
C/ ALFREDO MARQUESE, 10, PUERTA A, PLANTA 1ª BARCELONA, ESPAÑA

Description of the Product: GENERATORS AND PUMPS

Product Brand/Model/Type: (DIESEL GENERATORS, GAS GENERATORS, PORTABLE GENERATORS, LIGHT TOWERS, WATERS PUMPS, FORKlift, UPS, REGULATORS, CONVERTERS, ALTERNATORS, WELDING GENERATORS, TAILGATE GENERATORS, BATTERY POWER SOURCES)

Applicable harmonized standards: EN ISO 15245:2015, EN ISO 15246:2015, EN ISO 15247:2015, EN ISO 15248:2015, EN ISO 15249:2015, EN ISO 15250:2015, EN ISO 15251:2015, EN ISO 15252:2015, EN ISO 15253:2015, EN ISO 15254:2015, EN ISO 15255:2015, EN ISO 15256:2015, EN ISO 15257:2015, EN ISO 15258:2015, EN ISO 15259:2015, EN ISO 15260:2015, EN ISO 15261:2015, EN ISO 15262:2015, EN ISO 15263:2015, EN ISO 15264:2015, EN ISO 15265:2015, EN ISO 15266:2015, EN ISO 15267:2015, EN ISO 15268:2015, EN ISO 15269:2015, EN ISO 15270:2015, EN ISO 15271:2015, EN ISO 15272:2015, EN ISO 15273:2015, EN ISO 15274:2015, EN ISO 15275:2015, EN ISO 15276:2015, EN ISO 15277:2015, EN ISO 15278:2015, EN ISO 15279:2015, EN ISO 15280:2015, EN ISO 15281:2015, EN ISO 15282:2015, EN ISO 15283:2015, EN ISO 15284:2015, EN ISO 15285:2015, EN ISO 15286:2015, EN ISO 15287:2015, EN ISO 15288:2015, EN ISO 15289:2015, EN ISO 15290:2015, EN ISO 15291:2015, EN ISO 15292:2015, EN ISO 15293:2015, EN ISO 15294:2015, EN ISO 15295:2015, EN ISO 15296:2015, EN ISO 15297:2015, EN ISO 15298:2015, EN ISO 15299:2015, EN ISO 15300:2015, EN ISO 15301:2015, EN ISO 15302:2015, EN ISO 15303:2015, EN ISO 15304:2015, EN ISO 15305:2015, EN ISO 15306:2015, EN ISO 15307:2015, EN ISO 15308:2015, EN ISO 15309:2015, EN ISO 15310:2015, EN ISO 15311:2015, EN ISO 15312:2015, EN ISO 15313:2015, EN ISO 15314:2015, EN ISO 15315:2015, EN ISO 15316:2015, EN ISO 15317:2015, EN ISO 15318:2015, EN ISO 15319:2015, EN ISO 15320:2015, EN ISO 15321:2015, EN ISO 15322:2015, EN ISO 15323:2015, EN ISO 15324:2015, EN ISO 15325:2015, EN ISO 15326:2015, EN ISO 15327:2015, EN ISO 15328:2015, EN ISO 15329:2015, EN ISO 15330:2015, EN ISO 15331:2015, EN ISO 15332:2015, EN ISO 15333:2015, EN ISO 15334:2015, EN ISO 15335:2015, EN ISO 15336:2015, EN ISO 15337:2015, EN ISO 15338:2015, EN ISO 15339:2015, EN ISO 15340:2015, EN ISO 15341:2015, EN ISO 15342:2015, EN ISO 15343:2015, EN ISO 15344:2015, EN ISO 15345:2015, EN ISO 15346:2015, EN ISO 15347:2015, EN ISO 15348:2015, EN ISO 15349:2015, EN ISO 15350:2015, EN ISO 15351:2015, EN ISO 15352:2015, EN ISO 15353:2015, EN ISO 15354:2015, EN ISO 15355:2015, EN ISO 15356:2015, EN ISO 15357:2015, EN ISO 15358:2015, EN ISO 15359:2015, EN ISO 15360:2015, EN ISO 15361:2015, EN ISO 15362:2015, EN ISO 15363:2015, EN ISO 15364:2015, EN ISO 15365:2015, EN ISO 15366:2015, EN ISO 15367:2015, EN ISO 15368:2015, EN ISO 15369:2015, EN ISO 15370:2015, EN ISO 15371:2015, EN ISO 15372:2015, EN ISO 15373:2015, EN ISO 15374:2015, EN ISO 15375:2015, EN ISO 15376:2015, EN ISO 15377:2015, EN ISO 15378:2015, EN ISO 15379:2015, EN ISO 15380:2015, EN ISO 15381:2015, EN ISO 15382:2015, EN ISO 15383:2015, EN ISO 15384:2015, EN ISO 15385:2015, EN ISO 15386:2015, EN ISO 15387:2015, EN ISO 15388:2015, EN ISO 15389:2015, EN ISO 15390:2015, EN ISO 15391:2015, EN ISO 15392:2015, EN ISO 15393:2015, EN ISO 15394:2015, EN ISO 15395:2015, EN ISO 15396:2015, EN ISO 15397:2015, EN ISO 15398:2015, EN ISO 15399:2015, EN ISO 15400:2015, EN ISO 15401:2015, EN ISO 15402:2015, EN ISO 15403:2015, EN ISO 15404:2015, EN ISO 15405:2015, EN ISO 15406:2015, EN ISO 15407:2015, EN ISO 15408:2015, EN ISO 15409:2015, EN ISO 15410:2015, EN ISO 15411:2015, EN ISO 15412:2015, EN ISO 15413:2015, EN ISO 15414:2015, EN ISO 15415:2015, EN ISO 15416:2015, EN ISO 15417:2015, EN ISO 15418:2015, EN ISO 15419:2015, EN ISO 15420:2015, EN ISO 15421:2015, EN ISO 15422:2015, EN ISO 15423:2015, EN ISO 15424:2015, EN ISO 15425:2015, EN ISO 15426:2015, EN ISO 15427:2015, EN ISO 15428:2015, EN ISO 15429:2015, EN ISO 15430:2015, EN ISO 15431:2015, EN ISO 15432:2015, EN ISO 15433:2015, EN ISO 15434:2015, EN ISO 15435:2015, EN ISO 15436:2015, EN ISO 15437:2015, EN ISO 15438:2015, EN ISO 15439:2015, EN ISO 15440:2015, EN ISO 15441:2015, EN ISO 15442:2015, EN ISO 15443:2015, EN ISO 15444:2015, EN ISO 15445:2015, EN ISO 15446:2015, EN ISO 15447:2015, EN ISO 15448:2015, EN ISO 15449:2015, EN ISO 15450:2015, EN ISO 15451:2015, EN ISO 15452:2015, EN ISO 15453:2015, EN ISO 15454:2015, EN ISO 15455:2015, EN ISO 15456:2015, EN ISO 15457:2015, EN ISO 15458:2015, EN ISO 15459:2015, EN ISO 15460:2015, EN ISO 15461:2015, EN ISO 15462:2015, EN ISO 15463:2015, EN ISO 15464:2015, EN ISO 15465:2015, EN ISO 15466:2015, EN ISO 15467:2015, EN ISO 15468:2015, EN ISO 15469:2015, EN ISO 15470:2015, EN ISO 15471:2015, EN ISO 15472:2015, EN ISO 15473:2015, EN ISO 15474:2015, EN ISO 15475:2015, EN ISO 15476:2015, EN ISO 15477:2015, EN ISO 15478:2015, EN ISO 15479:2015, EN ISO 15480:2015, EN ISO 15481:2015, EN ISO 15482:2015, EN ISO 15483:2015, EN ISO 15484:2015, EN ISO 15485:2015, EN ISO 15486:2015, EN ISO 15487:2015, EN ISO 15488:2015, EN ISO 15489:2015, EN ISO 15490:2015, EN ISO 15491:2015, EN ISO 15492:2015, EN ISO 15493:2015, EN ISO 15494:2015, EN ISO 15495:2015, EN ISO 15496:2015, EN ISO 15497:2015, EN ISO 15498:2015, EN ISO 15499:2015, EN ISO 15500:2015, EN ISO 15501:2015, EN ISO 15502:2015, EN ISO 15503:2015, EN ISO 15504:2015, EN ISO 15505:2015, EN ISO 15506:2015, EN ISO 15507:2015, EN ISO 15508:2015, EN ISO 15509:2015, EN ISO 15510:2015, EN ISO 15511:2015, EN ISO 15512:2015, EN ISO 15513:2015, EN ISO 15514:2015, EN ISO 15515:2015, EN ISO 15516:2015, EN ISO 15517:2015, EN ISO 15518:2015, EN ISO 15519:2015, EN ISO 15520:2015, EN ISO 15521:2015, EN ISO 15522:2015, EN ISO 15523:2015, EN ISO 15524:2015, EN ISO 15525:2015, EN ISO 15526:2015, EN ISO 15527:2015, EN ISO 15528:2015, EN ISO 15529:2015, EN ISO 15530:2015, EN ISO 15531:2015, EN ISO 15532:2015, EN ISO 15533:2015, EN ISO 15534:2015, EN ISO 15535:2015, EN ISO 15536:2015, EN ISO 15537:2015, EN ISO 15538:2015, EN ISO 15539:2015, EN ISO 15540:2015, EN ISO 15541:2015, EN ISO 15542:2015, EN ISO 15543:2015, EN ISO 15544:2015, EN ISO 15545:2015, EN ISO 15546:2015, EN ISO 15547:2015, EN ISO 15548:2015, EN ISO 15549:2015, EN ISO 15550:2015, EN ISO 15551:2015, EN ISO 15552:2015, EN ISO 15553:2015, EN ISO 15554:2015, EN ISO 15555:2015, EN ISO 15556:2015, EN ISO 15557:2015, EN ISO 15558:2015, EN ISO 15559:2015, EN ISO 15560:2015, EN ISO 15561:2015, EN ISO 15562:2015, EN ISO 15563:2015, EN ISO 15564:2015, EN ISO 15565:2015, EN ISO 15566:2015, EN ISO 15567:2015, EN ISO 15568:2015, EN ISO 15569:2015, EN ISO 15570:2015, EN ISO 15571:2015, EN ISO 15572:2015, EN ISO 15573:2015, EN ISO 15574:2015, EN ISO 15575:2015, EN ISO 15576:2015, EN ISO 15577:2015, EN ISO 15578:2015, EN ISO 15579:2015, EN ISO 15580:2015, EN ISO 15581:2015, EN ISO 15582:2015, EN ISO 15583:2015, EN ISO 15584:2015, EN ISO 15585:2015, EN ISO 15586:2015, EN ISO 15587:2015, EN ISO 15588:2015, EN ISO 15589:2015, EN ISO 15590:2015, EN ISO 15591:2015, EN ISO 15592:2015, EN ISO 15593:2015, EN ISO 15594:2015, EN ISO 15595:2015, EN ISO 15596:2015, EN ISO 15597:2015, EN ISO 15598:2015, EN ISO 15599:2015, EN ISO 15600:2015, EN ISO 15601:2015, EN ISO 15602:2015, EN ISO 15603:2015, EN ISO 15604:2015, EN ISO 15605:2015, EN ISO 15606:2015, EN ISO 15607:2015, EN ISO 15608:2015, EN ISO 15609:2015, EN ISO 15610:2015, EN ISO 15611:2015, EN ISO 15612:2015, EN ISO 15613:2015, EN ISO 15614:2015, EN ISO 15615:2015, EN ISO 15616:2015, EN ISO 15617:2015, EN ISO 15618:2015, EN ISO 15619:2015, EN ISO 15620:2015, EN ISO 15621:2015, EN ISO 15622:2015, EN ISO 15623:2015, EN ISO 15624:2015, EN ISO 15625:2015, EN ISO 15626:2015, EN ISO 15627:2015, EN ISO 15628:2015, EN ISO 15629:2015, EN ISO 15630:2015, EN ISO 15631:2015, EN ISO 15632:2015, EN ISO 15633:2015, EN ISO 15634:2015, EN ISO 15635:2015, EN ISO 15636:2015, EN ISO 15637:2015, EN ISO 15638:2015, EN ISO 15639:2015, EN ISO 15640:2015, EN ISO 15641:2015, EN ISO 15642:2015, EN ISO 15643:2015, EN ISO 15644:2015, EN ISO 15645:2015, EN ISO 15646:2015, EN ISO 15647:2015, EN ISO 15648:2015, EN ISO 15649:2015, EN ISO 15650:2015, EN ISO 15651:2015, EN ISO 15652:2015, EN ISO 15653:2015, EN ISO 15654:2015, EN ISO 15655:2015, EN ISO 15656:2015, EN ISO 15657:2015, EN ISO 15658:2015, EN ISO 15659:2015, EN ISO 15660:2015, EN ISO 15661:2015, EN ISO 15662:2015, EN ISO 15663:2015, EN ISO 15664:2015, EN ISO 15665:2015, EN ISO 15666:2015, EN ISO 15667:2015, EN ISO 15668:2015, EN ISO 15669:2015, EN ISO 15670:2015, EN ISO 15671:2015, EN ISO 15672:2015, EN ISO 15673:2015, EN ISO 15674:2015, EN ISO 15675:2015, EN ISO 15676:2015, EN ISO 15677:2015, EN ISO 15678:2015, EN ISO 15679:2015, EN ISO 15680:2015, EN ISO 15681:2015, EN ISO 15682:2015, EN ISO 15683:2015, EN ISO 15684:2015, EN ISO 15685:2015, EN ISO 15686:2015, EN ISO 15687:2015, EN ISO 15688:2015, EN ISO 15689:2015, EN ISO 15690:2015, EN ISO 15691:2015, EN ISO 15692:2015, EN ISO 15693:2015, EN ISO 15694:2015, EN ISO 15695:2015, EN ISO 15696:2015, EN ISO 15697:2015, EN ISO 15698:2015, EN ISO 15699:2015, EN ISO 15700:2015, EN ISO 15701:2015, EN ISO 15702:2015, EN ISO 15703:2015, EN ISO 15704:2015, EN ISO 15705:2015, EN ISO 15706:2015, EN ISO 15707:2015, EN ISO 15708:2015, EN ISO 15709:2015, EN ISO 15710:2015, EN ISO 15711:2015, EN ISO 15712:2015, EN ISO 15713:2015, EN ISO 15714:2015, EN ISO 15715:2015, EN ISO 15716:2015, EN ISO 15717:2015, EN ISO 15718:2015, EN ISO 15719:2015, EN ISO 15720:2015, EN ISO 15721:2015, EN ISO 15722:2015, EN ISO 15723:2015, EN ISO 15724:2015, EN ISO 15725:2015, EN ISO 15726:2015, EN ISO 15727:2015, EN ISO 15728:2015, EN ISO 15729:2015, EN ISO 15730:2015, EN ISO 15731:2015, EN ISO 15732:2015, EN ISO 15733:2015, EN ISO 15734:2015, EN ISO 15735:2015, EN ISO 15736:2015, EN ISO 15737:2015, EN ISO 15738:2015, EN ISO 15739:2015, EN ISO 15740:2015, EN ISO 15741:2015, EN ISO 15742:2015, EN ISO 15743:2015, EN ISO 15744:2015, EN ISO 15745:2015, EN ISO 15746:2015, EN ISO 15747:2015, EN ISO 15748:2015, EN ISO 15749:2015, EN ISO 15750:2015, EN ISO 15751:2015, EN ISO 15752:2015, EN ISO 15753:2015, EN ISO 15754:2015, EN ISO 15755:2015, EN ISO 15756:2015, EN ISO 15757:2015, EN ISO 15758:2015, EN ISO 15759:2015, EN ISO 15760:2015, EN ISO 15761:2015, EN ISO 15762:2015, EN ISO 15763:2015, EN ISO 15764:2015, EN ISO 15765:2015, EN ISO 15766:2015, EN ISO 15767:2015, EN ISO 15768:2015, EN ISO 15769:2015, EN ISO 15770:2015, EN ISO 15771:2015, EN ISO 15772:2015, EN ISO 15773:2015, EN ISO 15774:2015, EN ISO 15775:2015, EN ISO 15776:2015, EN ISO 15777:2015, EN ISO 15778:2015, EN ISO 15779:2015, EN ISO 15780:2015, EN ISO 15781:2015, EN ISO 15782:2015, EN ISO 15783:2015, EN ISO 15784:2015, EN ISO 15785:2015, EN ISO 15786:2015, EN ISO 15787:2015, EN ISO 15788:2015, EN ISO 15789:2015, EN ISO 15790:2015, EN ISO 15791:2015, EN ISO 15792:2015, EN ISO 15793:2015, EN ISO 15794:2015, EN ISO 15795:2015, EN ISO 15796:2015, EN ISO 15797:2015, EN ISO 15798:2015, EN ISO 15799:2015, EN ISO 15800:2015, EN ISO 15801:2015, EN ISO 15802:2015, EN ISO 15803:2015, EN ISO 15804:2015, EN ISO 15805:2015, EN ISO 15806:2015, EN ISO 15807:2015, EN ISO 15808:2015, EN ISO 15809:2015, EN ISO 15810:2015, EN ISO 15811:2015, EN ISO 15812:2015, EN ISO 15813:2015, EN ISO 15814:2015, EN ISO 15815:2015, EN ISO 15816:2015, EN ISO 15817:2015, EN ISO 15818:2015, EN ISO 15819:2015, EN ISO 15820:2015, EN ISO 15821:2015, EN ISO 15822:2015, EN ISO 15823:2015, EN ISO 15824:2015, EN ISO 15825:2015, EN ISO 15826:2015, EN ISO 15827:2015, EN ISO 15828:2015, EN ISO 15829:2015, EN ISO 15830:2015, EN ISO 15831:2015, EN ISO 15832:2015, EN ISO 15833:2015, EN ISO 15834:2015, EN ISO 15835:2015, EN ISO 15836:2015, EN ISO 15837:2015, EN ISO 15838:2015, EN ISO 15839:2015, EN ISO 15840:2015, EN ISO 15841:2015, EN ISO 15842:2015, EN ISO 15843:2015, EN ISO 15844:2015, EN ISO 15845:2015, EN ISO 15846:2015, EN ISO 15847:2015, EN ISO 15848:2015, EN ISO 15849:2015, EN ISO 15850:2015, EN ISO 15851:2015, EN ISO 15852:2015, EN ISO 15853:2015, EN ISO 15854:2015, EN ISO 15855:2015, EN ISO 15856:2015, EN ISO 15857:2015, EN ISO 15858:2015, EN ISO 15859:2015, EN ISO 15860:2015, EN ISO 15861:2015, EN ISO 15862:2015, EN ISO 15863:2015, EN ISO 15864:2015, EN ISO 15865:2015, EN ISO 15866:2015, EN ISO 15867:2015, EN ISO 15868:2015, EN ISO 15869:2015, EN ISO 15870:2015, EN ISO 15871:2015, EN ISO 15872:2015, EN ISO 15873:2015, EN ISO 15874:2015, EN ISO 15875:2015, EN ISO 15876:2015, EN ISO 15877:2015, EN ISO 15878:2015, EN ISO 15879:2015, EN ISO 15880:2015, EN ISO 15881:2015, EN ISO 15882:2015, EN ISO 15883:2015, EN ISO 15884:2015, EN ISO 15885:2015, EN ISO 15886:2015, EN ISO 15887:2015, EN ISO 15888:2015, EN ISO 15889:2015, EN ISO 15890:2015, EN ISO 15891:2015, EN ISO 15892:2015, EN ISO 15893:2015, EN ISO 15894:2015, EN ISO 15895:2015, EN ISO 15896:2015, EN ISO 15897:2015, EN ISO 15898:2015, EN ISO 15899:2015, EN ISO 15900:2015, EN ISO 15901:2015, EN ISO 15902:2015, EN ISO 15903:2015, EN ISO 15904:2015, EN ISO 15905:2015, EN ISO 15906:2015, EN ISO 15907:2015, EN ISO 15908:2015, EN ISO 15909:2015, EN ISO 15910:2015, EN ISO 15911:2015, EN ISO 15912:2015, EN ISO 15913:2015, EN ISO 15914:2015, EN ISO 15915:2015, EN ISO 15916:2015, EN ISO 15917:2015, EN ISO 15918:2015, EN ISO 15919:2015, EN ISO 15920:2015, EN ISO 15921:2015, EN ISO 15922:2015, EN ISO 15923:2015, EN ISO 15924:2015, EN ISO 15925:2015, EN ISO 15926:2015, EN ISO 15927:2015, EN ISO 15928:2015, EN ISO 15929:2015, EN ISO 15930:2015, EN ISO 15931:2015, EN ISO 15932:2015, EN ISO 15933:2015, EN ISO 15934:2015, EN ISO 15935:2015, EN ISO 15936:2015, EN ISO 15937:2015, EN ISO 15938:2015, EN ISO 15939:2015, EN ISO 15940:2015, EN ISO 15941:2015, EN ISO 15942:2015, EN ISO 15943:2015, EN ISO 15944:2015, EN ISO 15945:2015,

JCBENERGY
GENERATOR



CE
-VERTA-106188
-VERTA-106189

www.jcbenergy.com